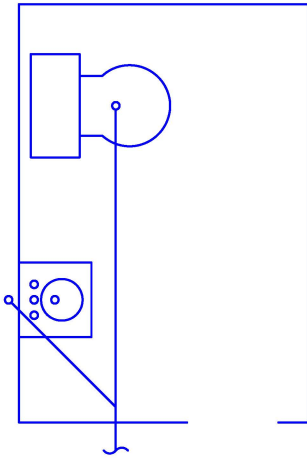
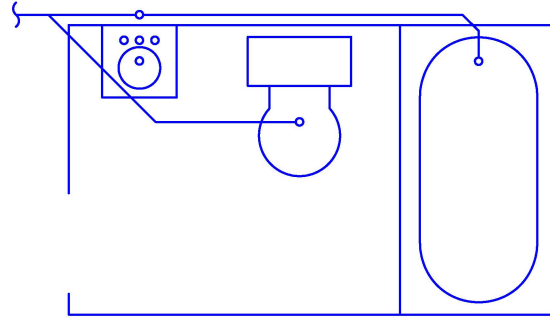


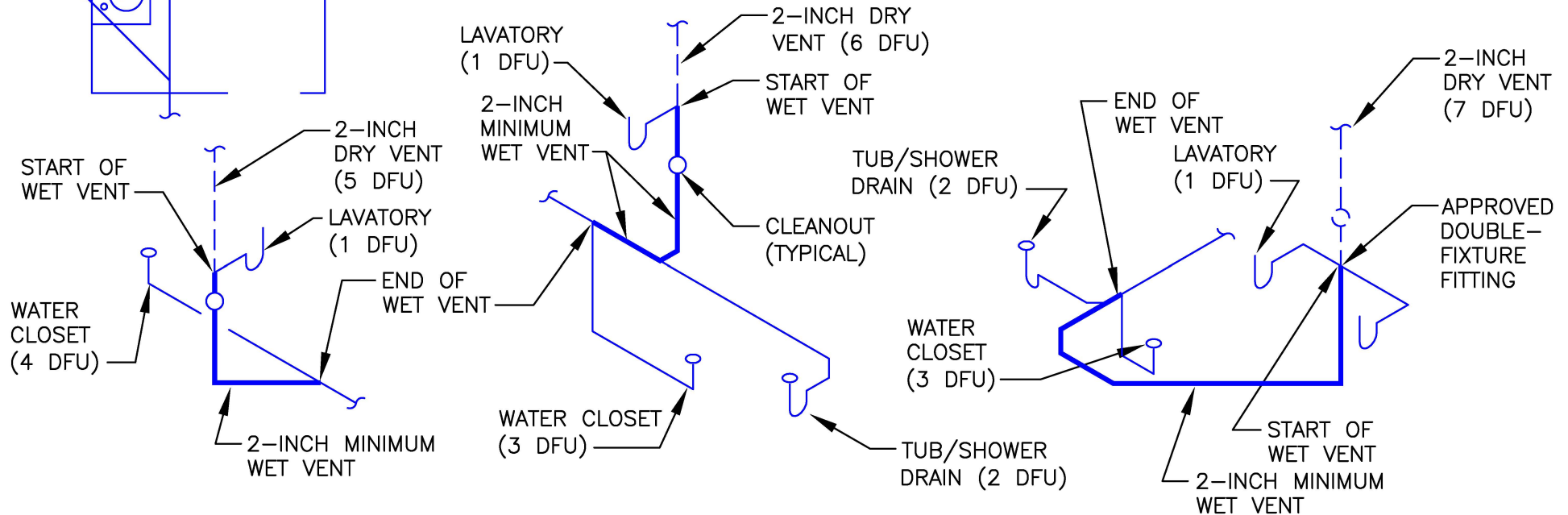
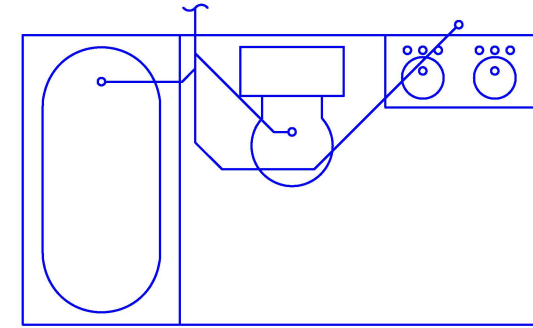
PUBLIC UNISEX RESTROOM/
HALF BATHROOM



PRIVATE BATHROOM



PRIVATE BATHROOM



A BATHROOM GROUP LOCATED ON THE SAME FLOOR LEVEL MAY BE VENTED BY A HORIZONTAL WET VENT

- THE LENGTH OF THE TRAP ARM MUST NOT EXCEED THE LIMITS OF TABLE 1002.2.
- THE WATER CLOSET FIXTURE DRAIN CONNECTION MUST BE DOWNSTREAM OF ALL FIXTURE DRAIN CONNECTIONS TO THE HORIZONTAL WET VENT.
- ONLY ONE WET-VENTED FIXTURE DRAIN SHALL DISCHARGE UPSTREAM OF THE DRY-VENTED FIXTURE DRAIN CONNECTION.
- ADDITIONAL FIXTURES MUST DISCHARGE DOWNSTREAM OF THE WET VENT SYSTEM AND THEY MUST BE CONVENTIONALLY VENTED.
- THE DRY VENT MUST BE SIZED BASED ON THE TOTAL FIXTURE UNITS DISCHARGING INTO THE WET VENT.
- THE WET VENT MUST BE SIZED BASED ON THE FIXTURE UNIT DISCHARGE INTO THE WET VENT. THE WET VENT MUST BE AT LEAST 2 INCHES IN SIZE FOR 4 DFU OR LESS, AND NOT LESS THAN 3 INCHES IN SIZE FOR 5 DFU OR MORE.