

NHWSB questionnaire for current nursing home workers

Wednesday, March 13, 2024

101

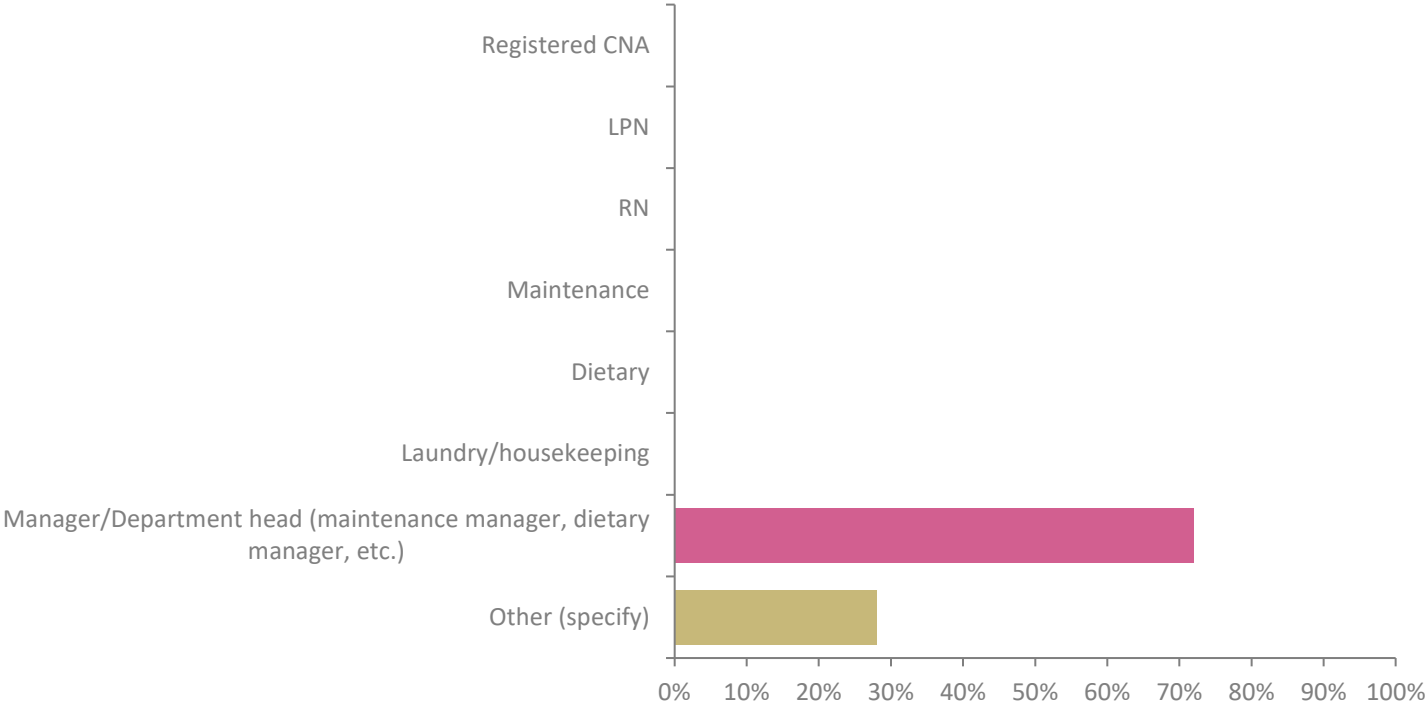
Total Responses

Date Created: Monday, November 13, 2023

Complete Responses: 101

Q1: What is your role at the nursing home?

Answered: 25 Skipped: 0



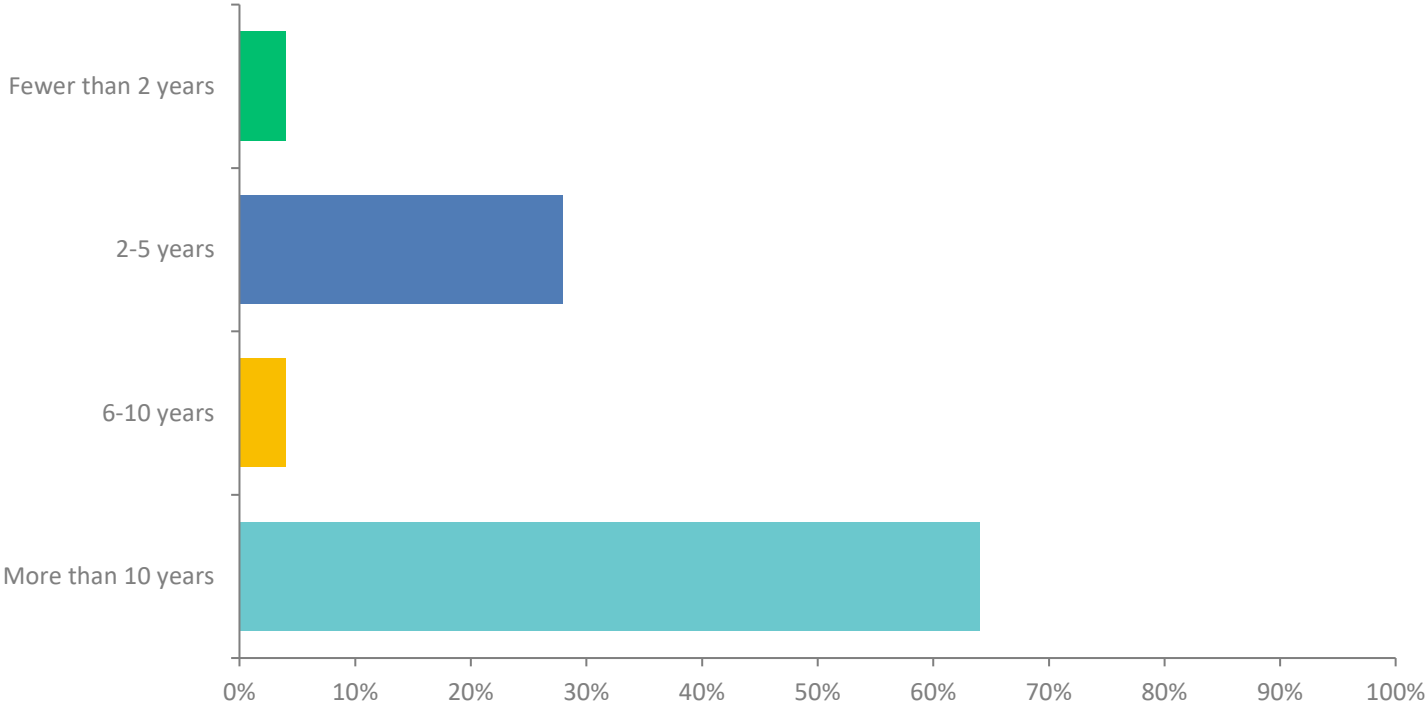
Q1: What is your role at the nursing home?

Answered: 25 Skipped: 0

ANSWER CHOICES	RESPONSES	
Registered CNA	0%	0
LPN	0%	0
RN	0%	0
Maintenance	0%	0
Dietary	0%	0
Laundry/housekeeping	0%	0
Manager/Department head (maintenance manager, dietary manager, etc.)	72.00%	18
Other (specify)	28.00%	7

Q2: How long have you worked in long-term care?

Answered: 25 Skipped: 0



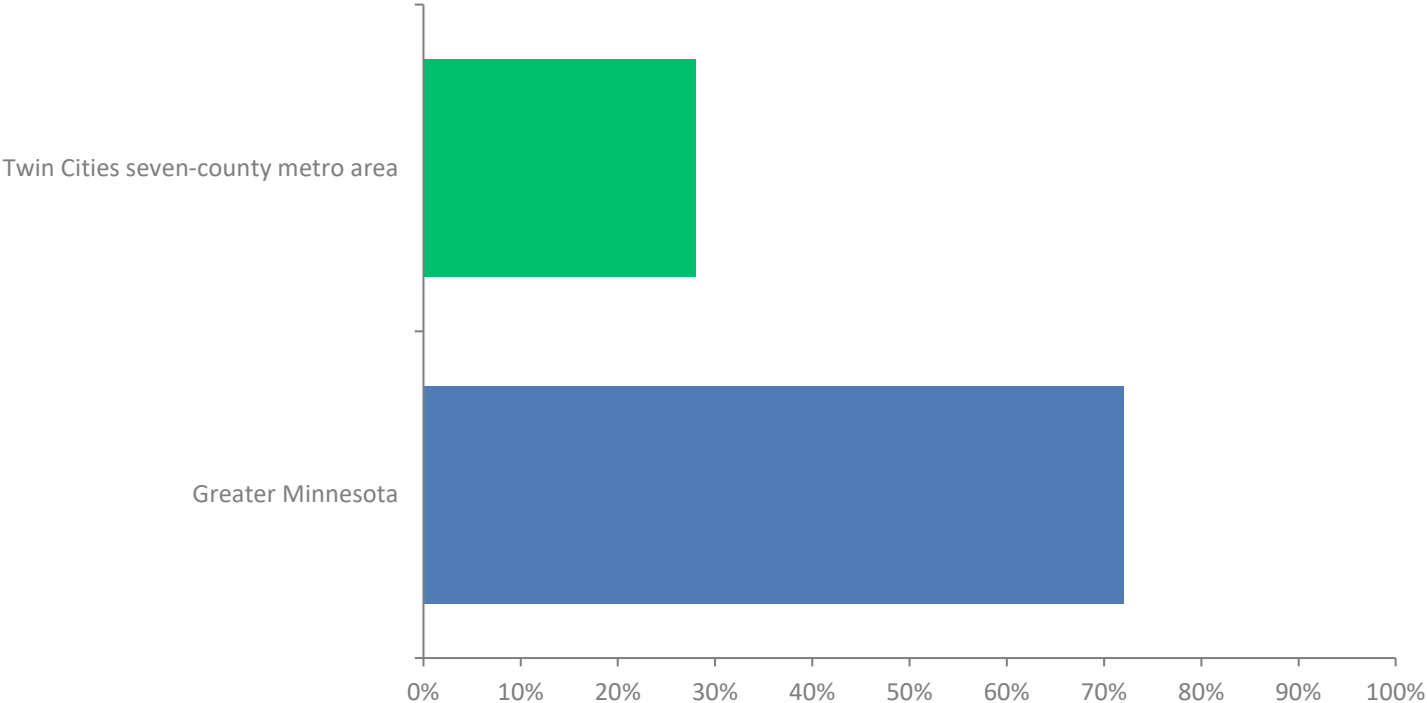
Q2: How long have you worked in long-term care?

Answered: 25 Skipped: 0

ANSWER CHOICES	RESPONSES	
Fewer than 2 years	4.00%	1
2-5 years	28.00%	7
6-10 years	4.00%	1
More than 10 years	64.00%	16
TOTAL		25

Q3: Where is your nursing home located?

Answered: 25 Skipped: 0



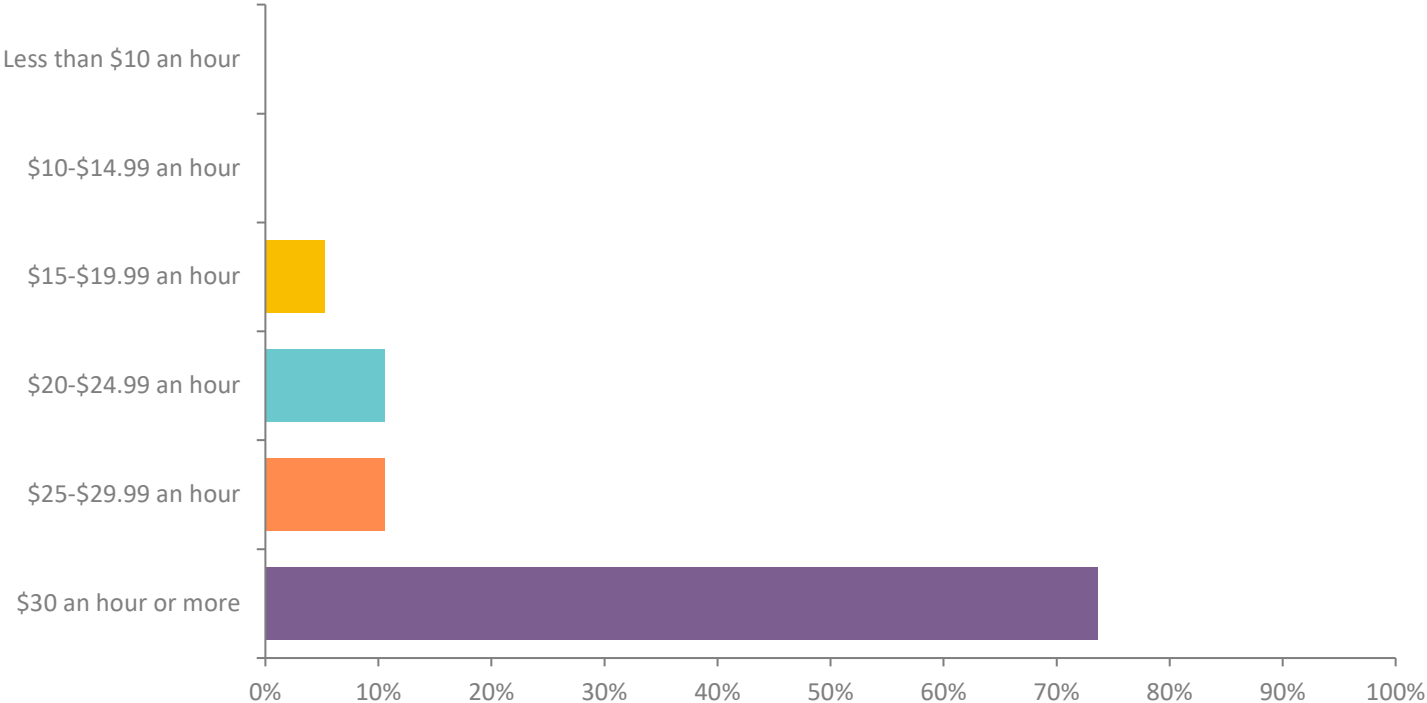
Q3: Where is your nursing home located?

Answered: 25 Skipped: 0

ANSWER CHOICES	RESPONSES	
Twin Cities seven-county metro area	28.00%	7
Greater Minnesota	72.00%	18
TOTAL		25

Q4: What is your base hourly wage at this nursing facility?

Answered: 19 Skipped: 6



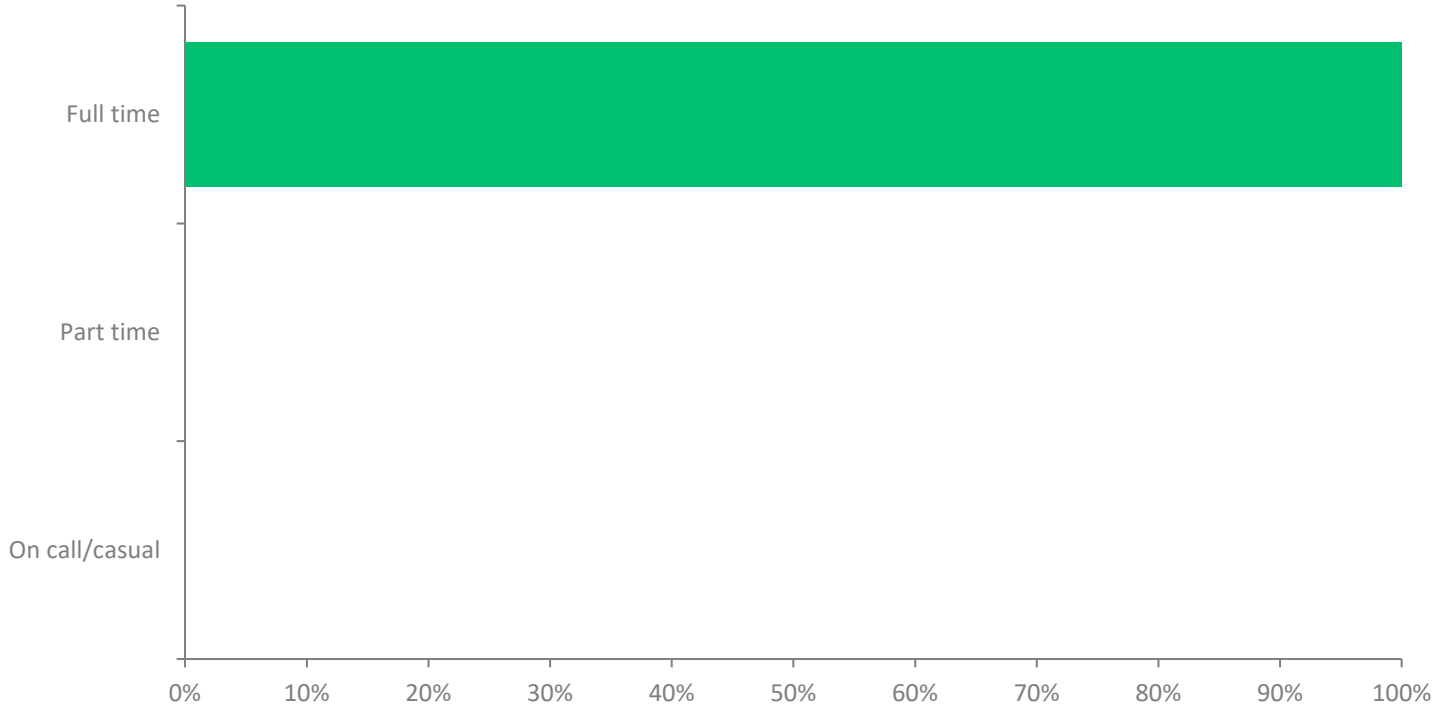
Q4: What is your base hourly wage at this nursing facility?

Answered: 19 Skipped: 6

ANSWER CHOICES	RESPONSES	
Less than \$10 an hour	0%	0
\$10-\$14.99 an hour	0%	0
\$15-\$19.99 an hour	5.26%	1
\$20-\$24.99 an hour	10.53%	2
\$25-\$29.99 an hour	10.53%	2
\$30 an hour or more	73.68%	14
TOTAL		19

Q5: Does your employer consider you a full-time, a part-time or an on call/casual employee?

Answered: 19 Skipped: 6



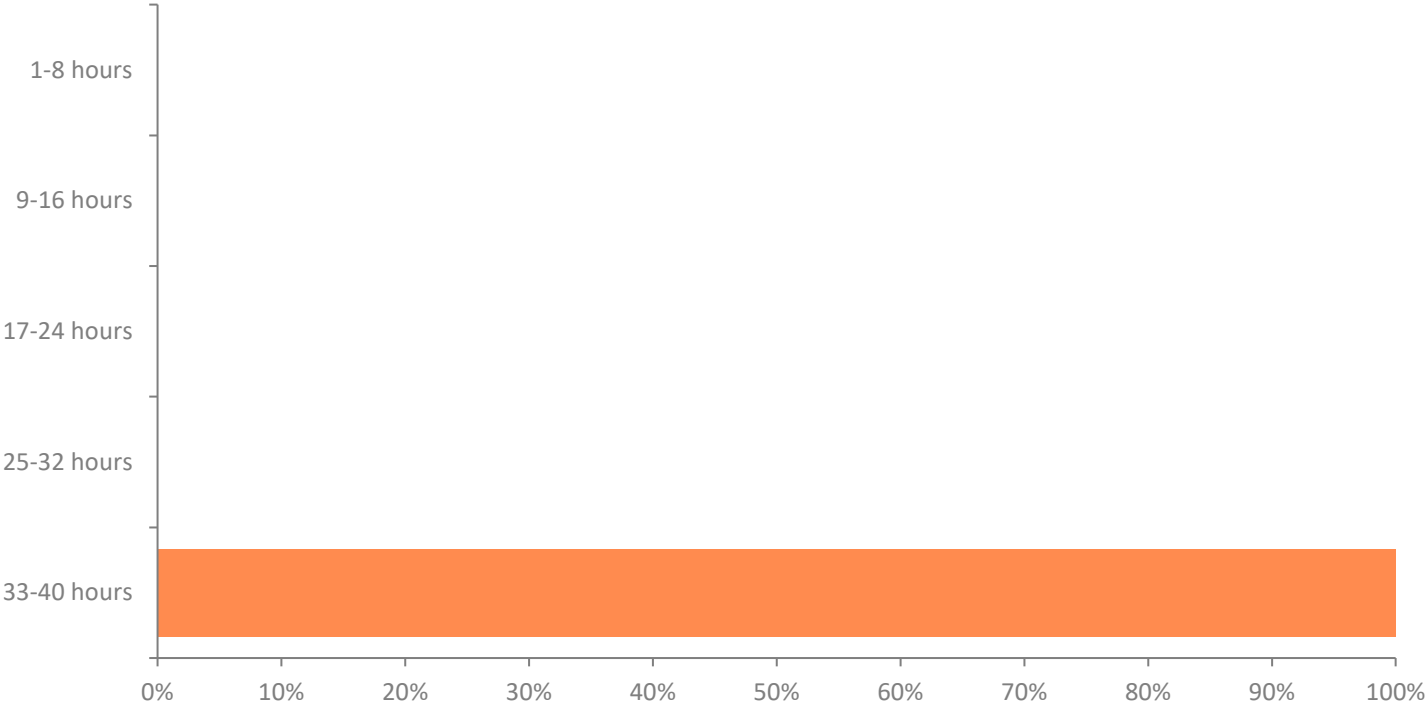
Q5: Does your employer consider you a full-time, a part-time or an on call/casual employee?

Answered: 19 Skipped: 6

ANSWER CHOICES	RESPONSES	
Full time	100%	19
Part time	0%	0
On call/casual	0%	0
TOTAL		19

Q6: How many hours do you work in a typical week at this nursing facility not including overtime?

Answered: 19 Skipped: 6



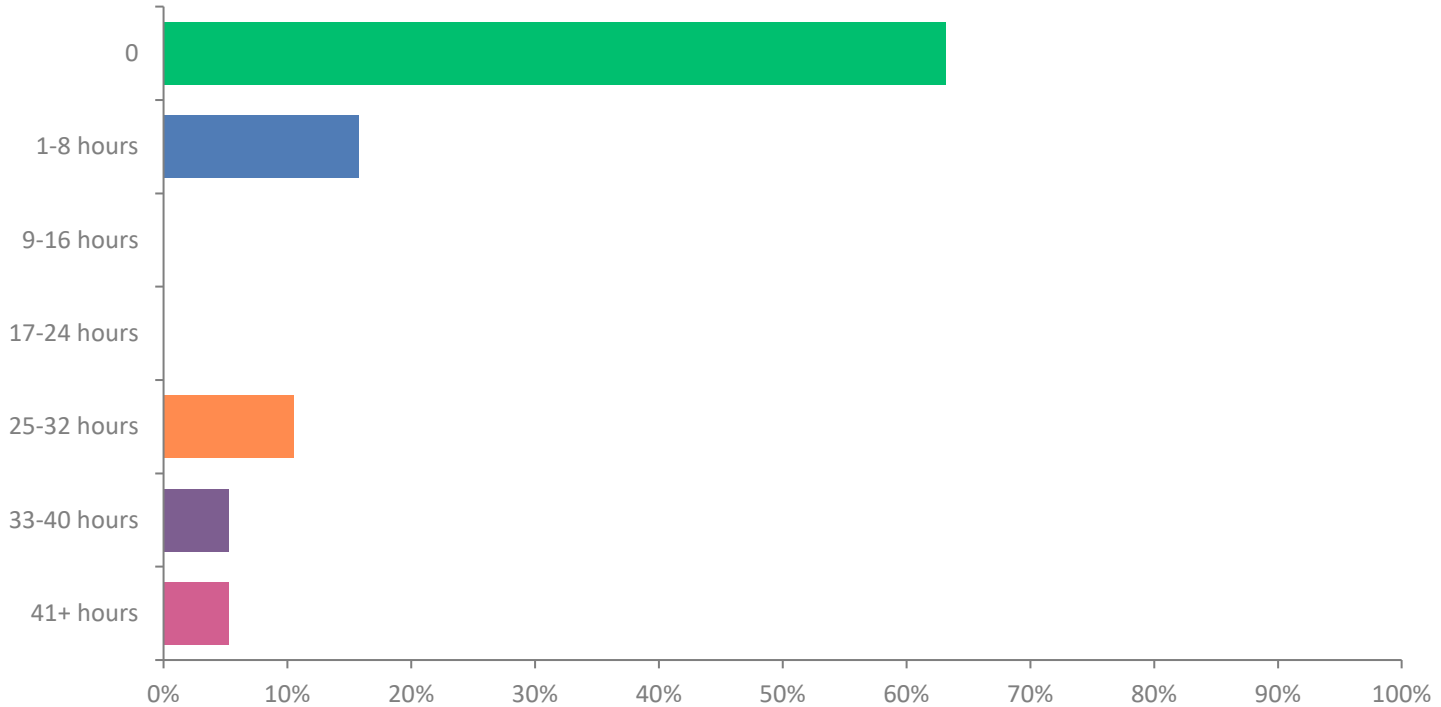
Q6: How many hours do you work in a typical week at this nursing facility not including overtime?

Answered: 19 Skipped: 6

ANSWER CHOICES	RESPONSES	
1-8 hours	0%	0
9-16 hours	0%	0
17-24 hours	0%	0
25-32 hours	0%	0
33-40 hours	100%	19
TOTAL		19

Q7: In the previous month, estimate how many hours of paid overtime you worked at this nursing facility:

Answered: 19 Skipped: 6



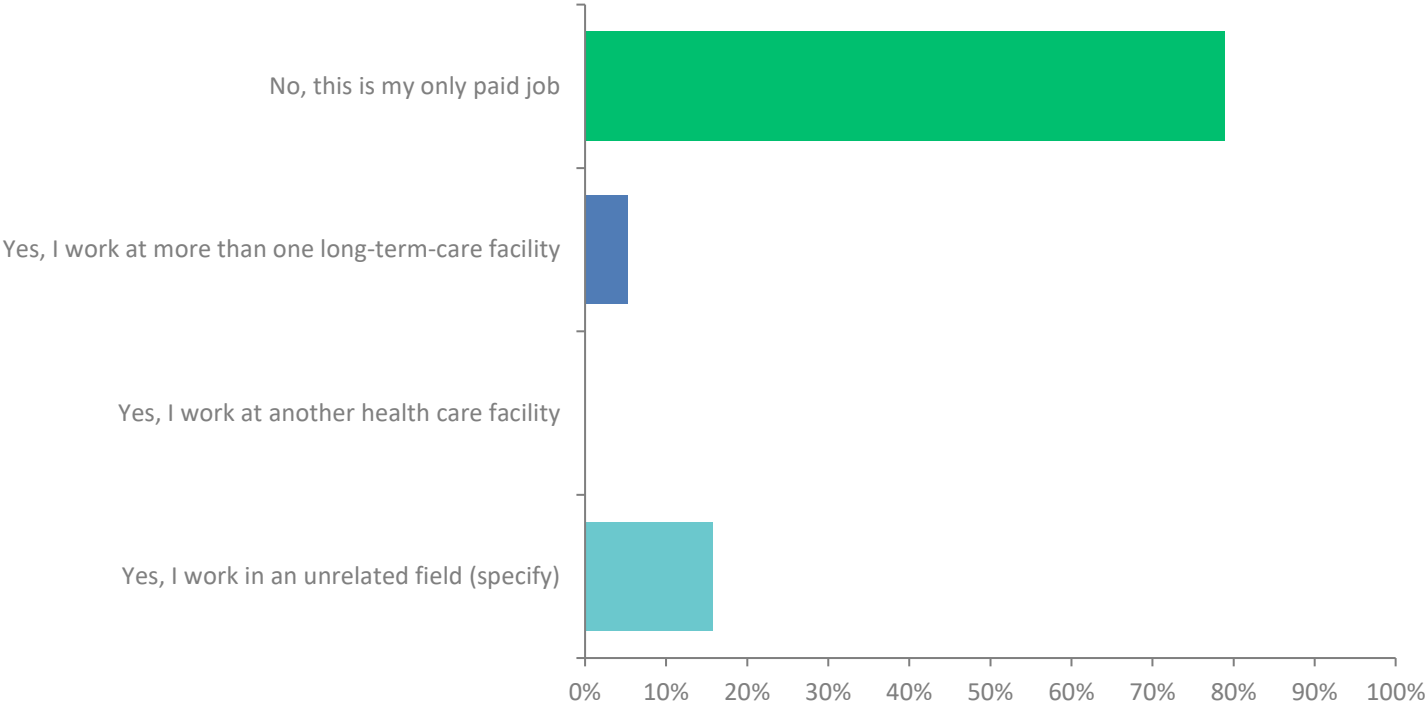
Q7: In the previous month, estimate how many hours of paid overtime you worked at this nursing facility:

Answered: 19 Skipped: 6

ANSWER CHOICES	RESPONSES	
0	63.16%	12
1-8 hours	15.79%	3
9-16 hours	0%	0
17-24 hours	0%	0
25-32 hours	10.53%	2
33-40 hours	5.26%	1
41+ hours	5.26%	1
TOTAL		19

Q8: Do you have a second job?

Answered: 19 Skipped: 6



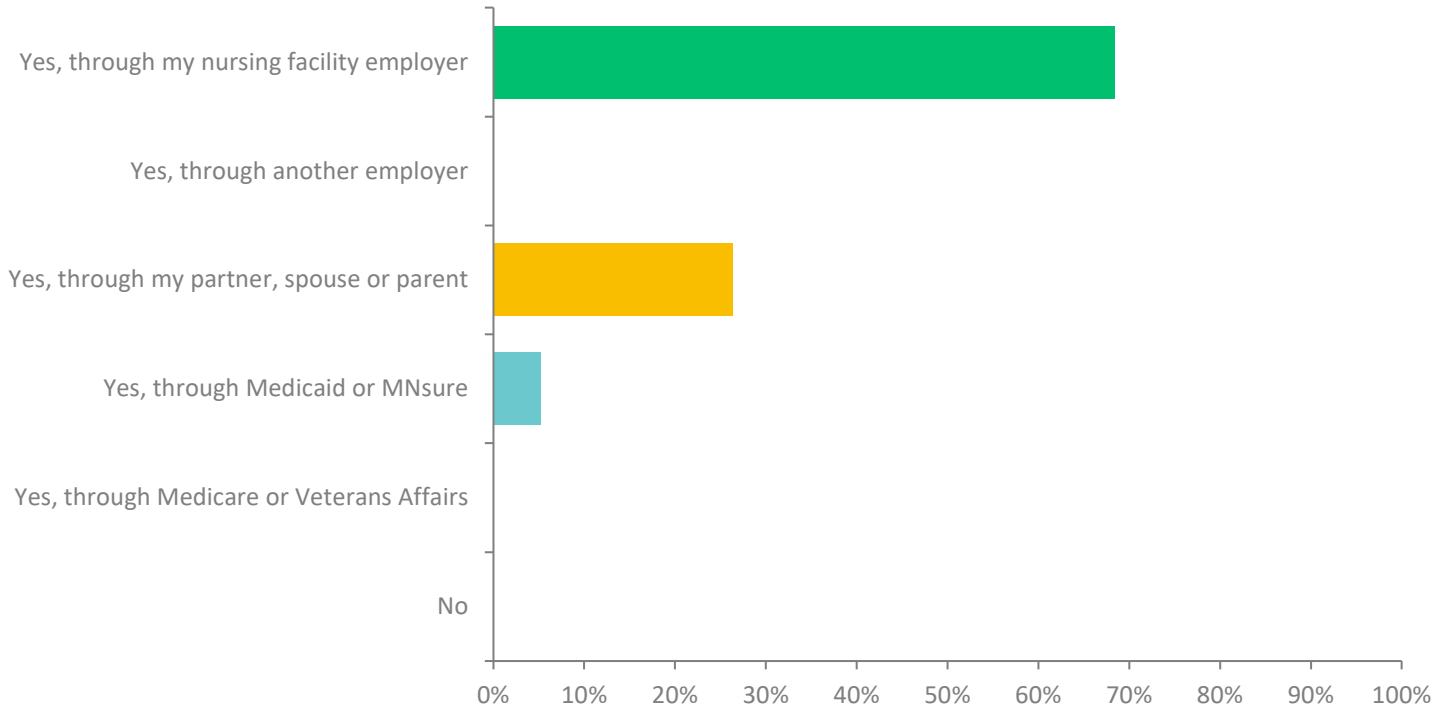
Q8: Do you have a second job?

Answered: 19 Skipped: 6

ANSWER CHOICES	RESPONSES	
No, this is my only paid job	78.95%	15
Yes, I work at more than one long-term-care facility	5.26%	1
Yes, I work at another health care facility	0%	0
Yes, I work in an unrelated field (specify)	15.79%	3
TOTAL		19

Q9: Do you have health insurance?

Answered: 19 Skipped: 6



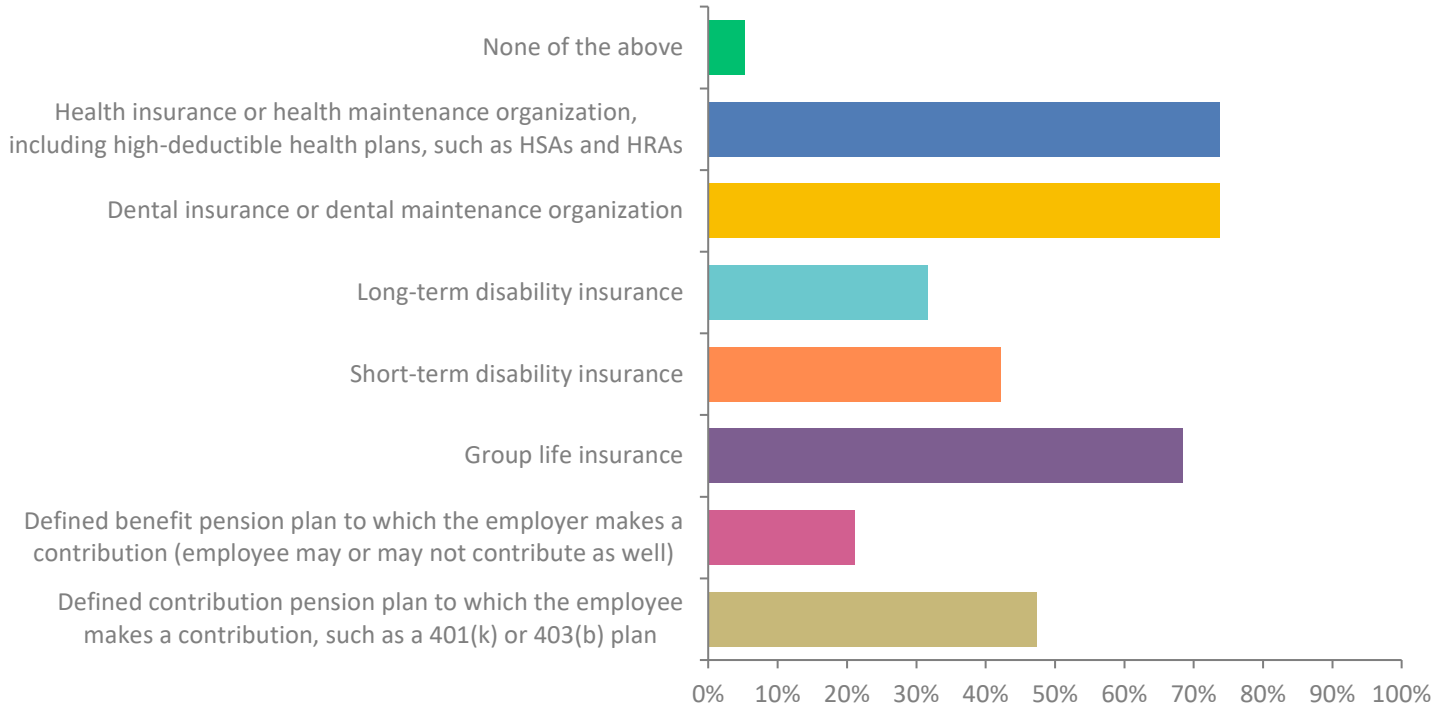
Q9: Do you have health insurance?

Answered: 19 Skipped: 6

ANSWER CHOICES	RESPONSES	
Yes, through my nursing facility employer	68.42%	13
Yes, through another employer	0%	0
Yes, through my partner, spouse or parent	26.32%	5
Yes, through Medicaid or MNsure	5.26%	1
Yes, through Medicare or Veterans Affairs	0%	0
No	0%	0
TOTAL		19

Q10: Are you enrolled in the following benefits by your nursing facility employer? (Select all that apply.)

Answered: 19 Skipped: 6



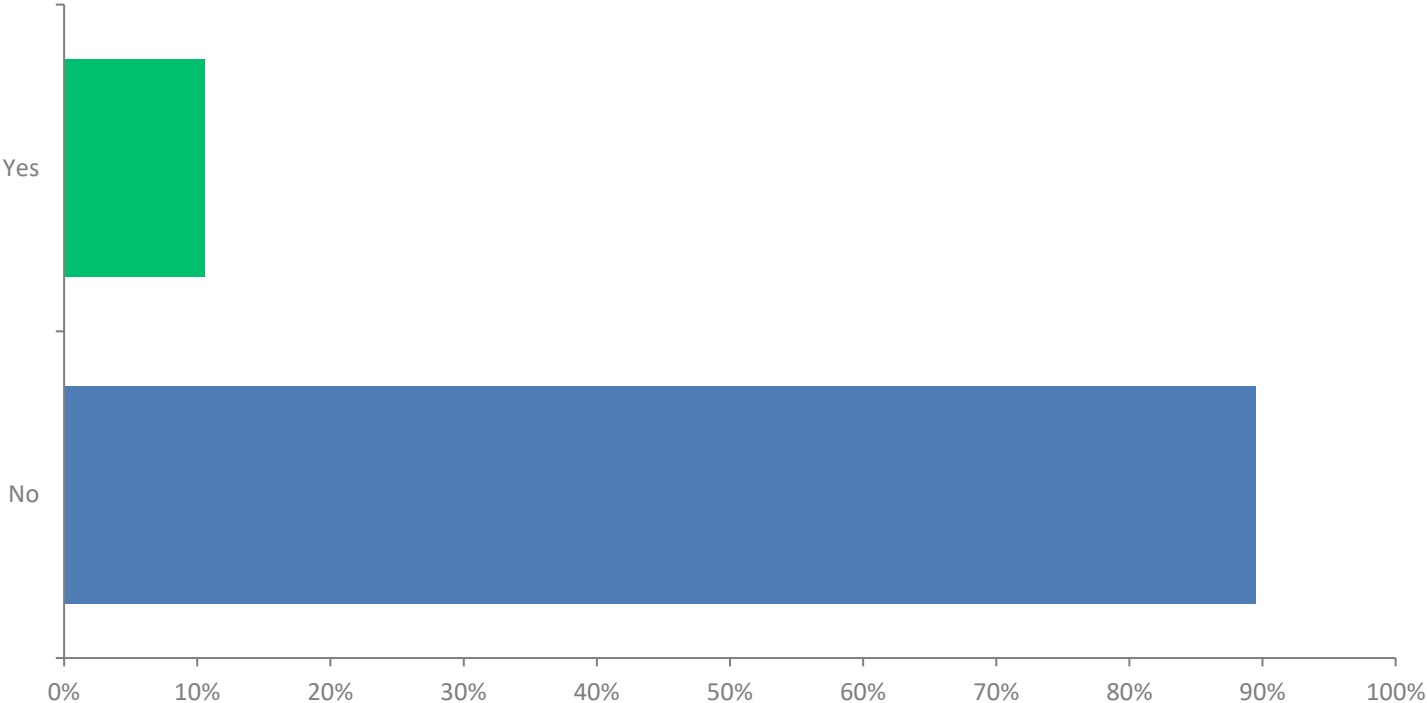
Q10: Are you enrolled in the following benefits by your nursing facility employer? (Select all that apply.)

Answered: 19 Skipped: 6

ANSWER CHOICES	RESPONSES	
None of the above	5.26%	1
Health insurance or health maintenance organization, including high-deductible health plans, such as HSAs and HRAs	73.68%	14
Dental insurance or dental maintenance organization	73.68%	14
Long-term disability insurance	31.58%	6
Short-term disability insurance	42.11%	8
Group life insurance	68.42%	13
Defined benefit pension plan to which the employer makes a contribution (employee may or may not contribute as well)	21.05%	4

Q11: Do you have children who need care while you work?

Answered: 19 Skipped: 6



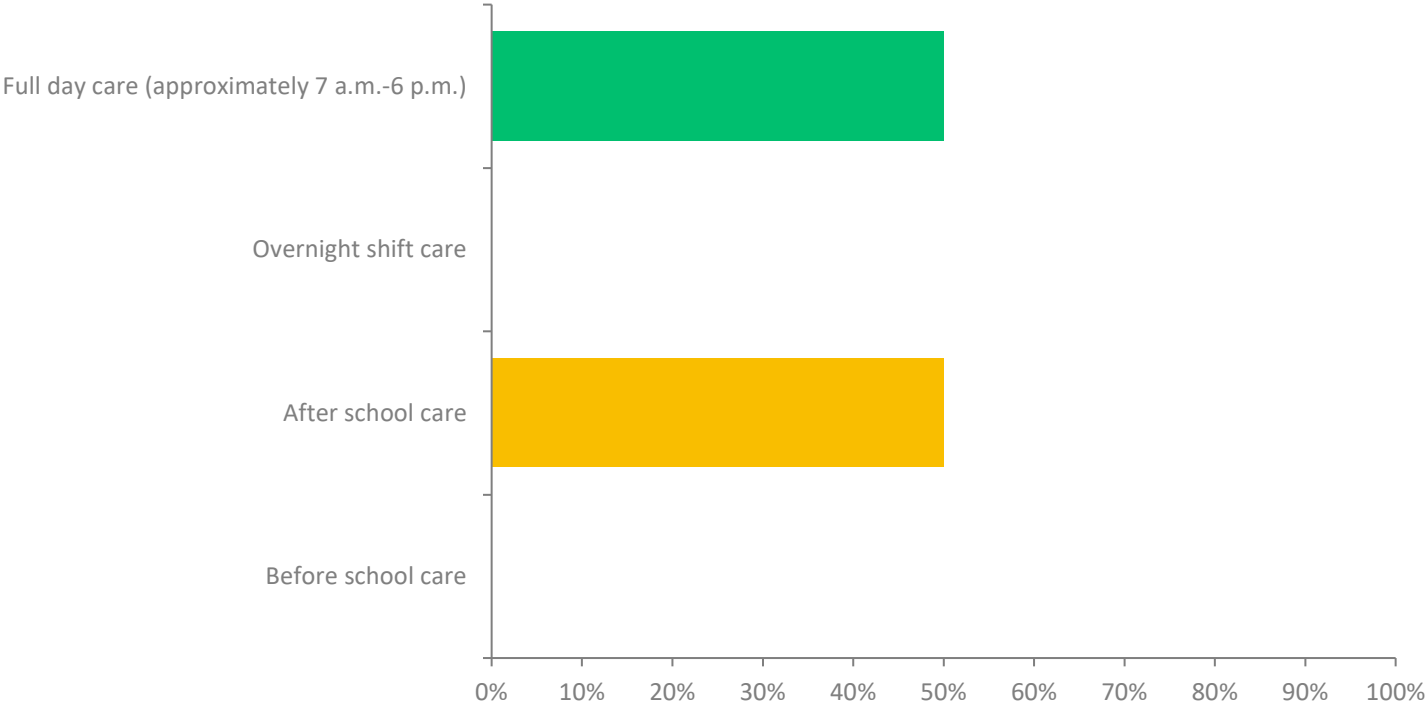
Q11: Do you have children who need care while you work?

Answered: 19 Skipped: 6

ANSWER CHOICES	RESPONSES	
Yes	10.53%	2
No	89.47%	17
TOTAL		19

Q12: What kind of care do your children need?

Answered: 2 Skipped: 23



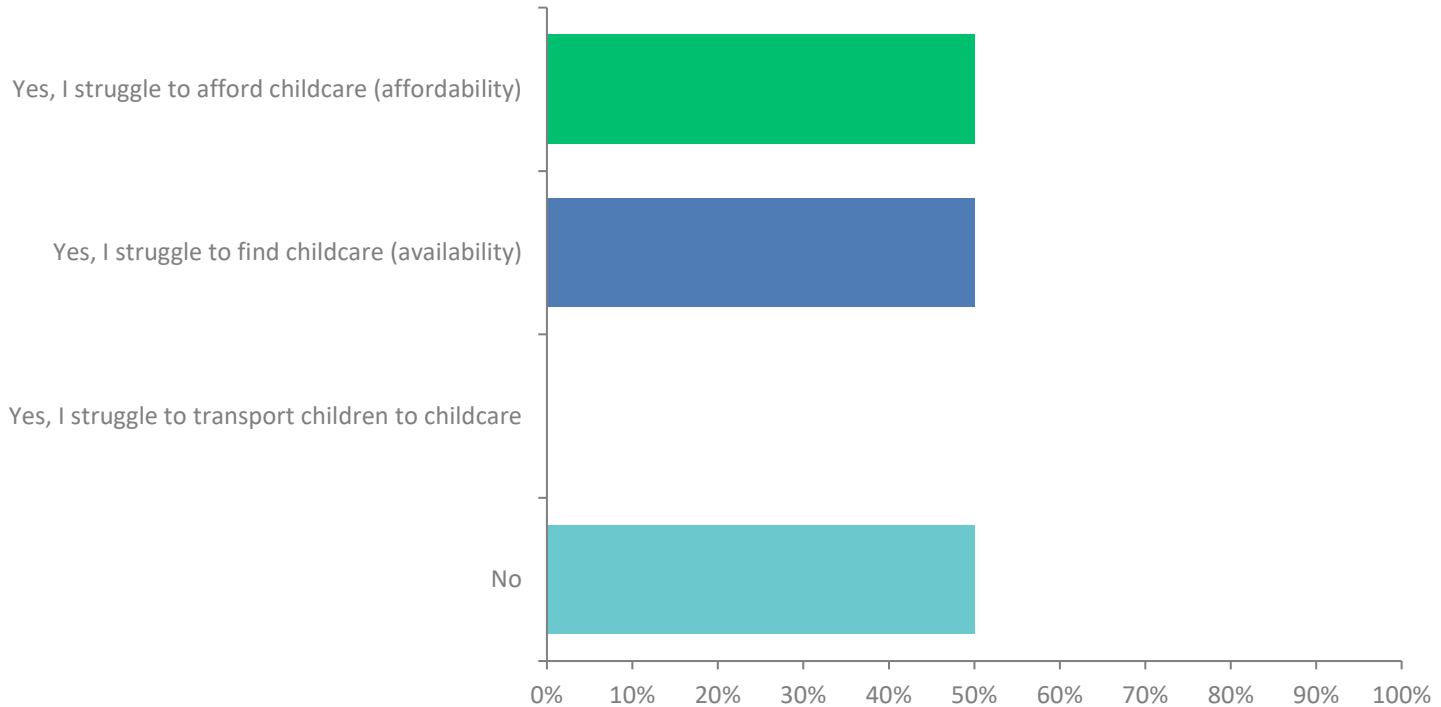
Q12: What kind of care do your children need?

Answered: 2 Skipped: 23

ANSWER CHOICES	RESPONSES	
Full day care (approximately 7 a.m.-6 p.m.)	50.0%	1
Overnight shift care	0%	0
After school care	50.0%	1
Before school care	0%	0
TOTAL		2

Q13: Do you struggle to find and pay for that childcare? (Select all that apply.)

Answered: 2 Skipped: 23



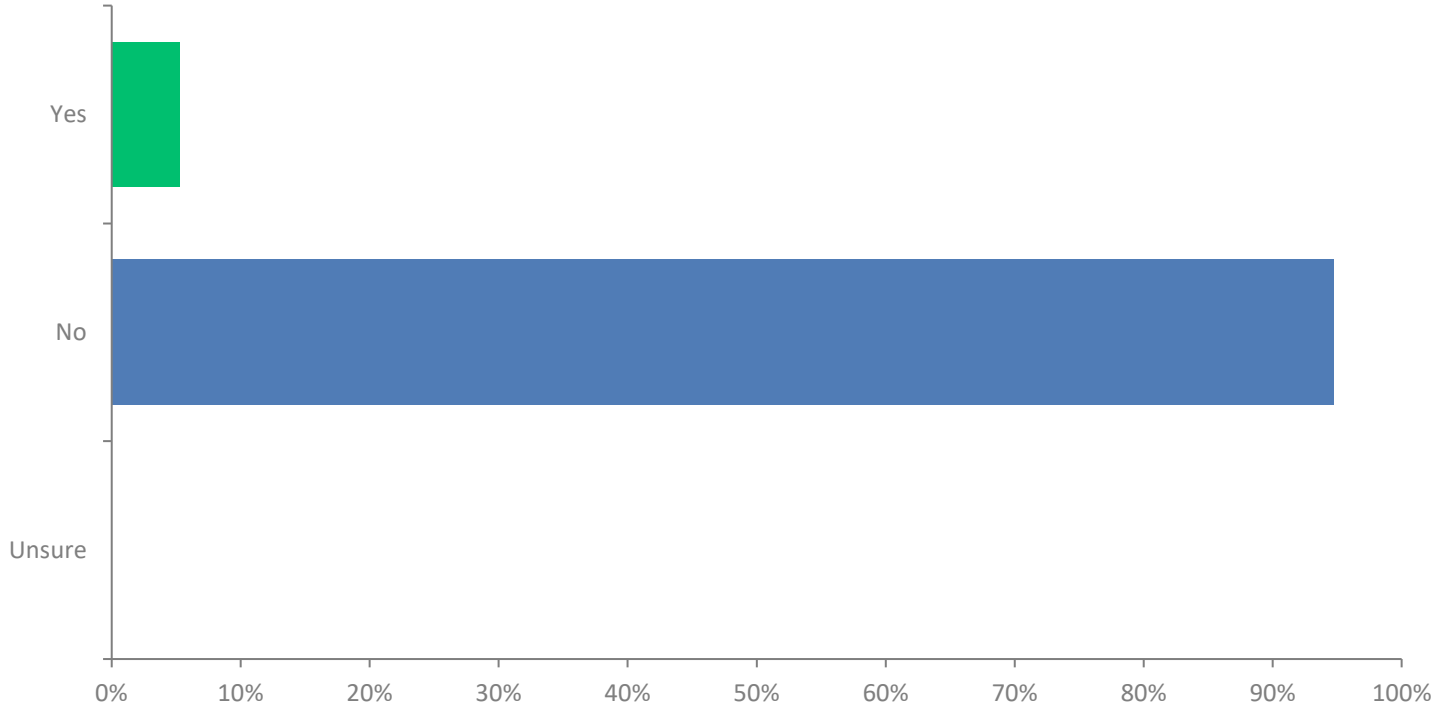
Q13: Do you struggle to find and pay for that childcare? (Select all that apply.)

Answered: 2 Skipped: 23

ANSWER CHOICES	RESPONSES	
Yes, I struggle to afford childcare (affordability)	50.0%	1
Yes, I struggle to find childcare (availability)	50.0%	1
Yes, I struggle to transport children to childcare	0%	0
No	50.0%	1
TOTAL		3

you to exceed an income cap on public benefits like SNAP, childcare assistance, housing support/section 8 voucher, etc.?

Answered: 19 Skipped: 6



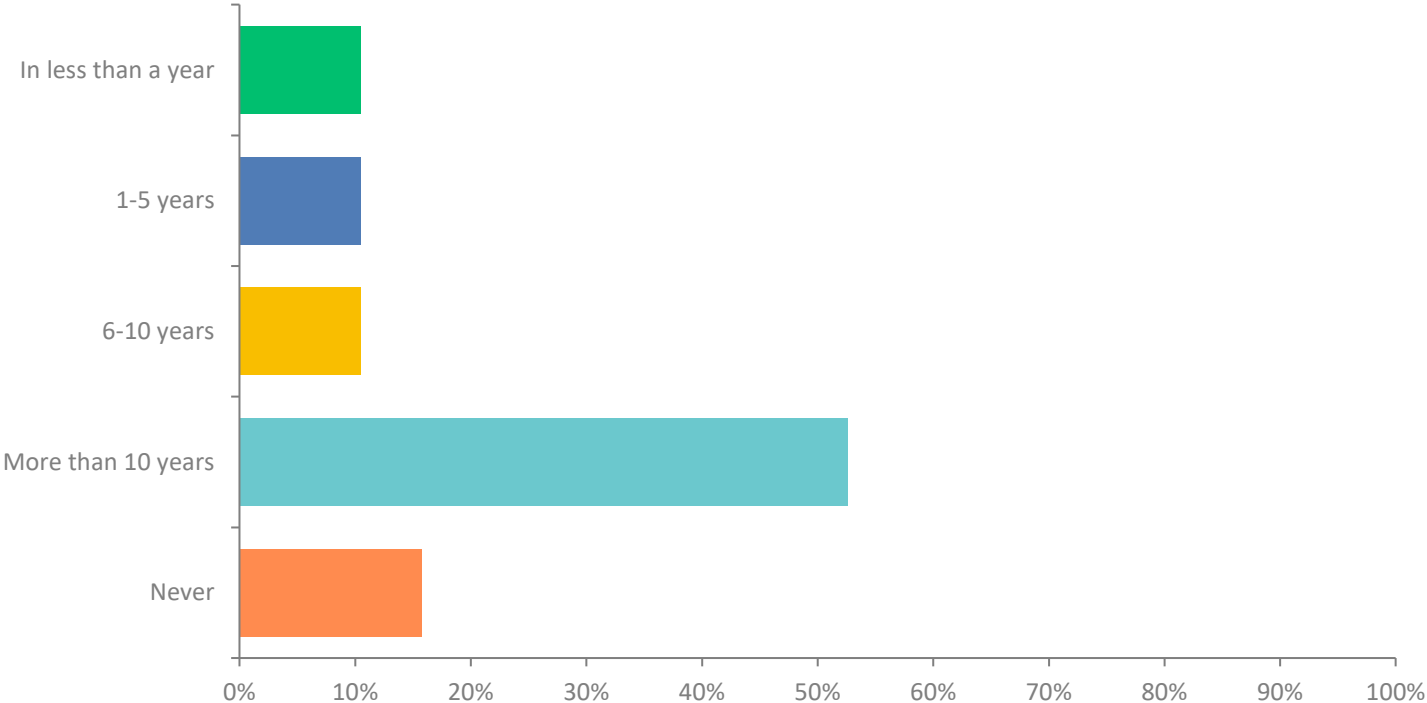
you to exceed an income cap on public benefits like SNAP, childcare assistance, housing support/section 8 voucher, etc.?

Answered: 19 Skipped: 6

ANSWER CHOICES	RESPONSES	
Yes	5.26%	1
No	94.74%	18
Unsure	0%	0
TOTAL		19

Q15: When do you plan on retiring?

Answered: 19 Skipped: 6



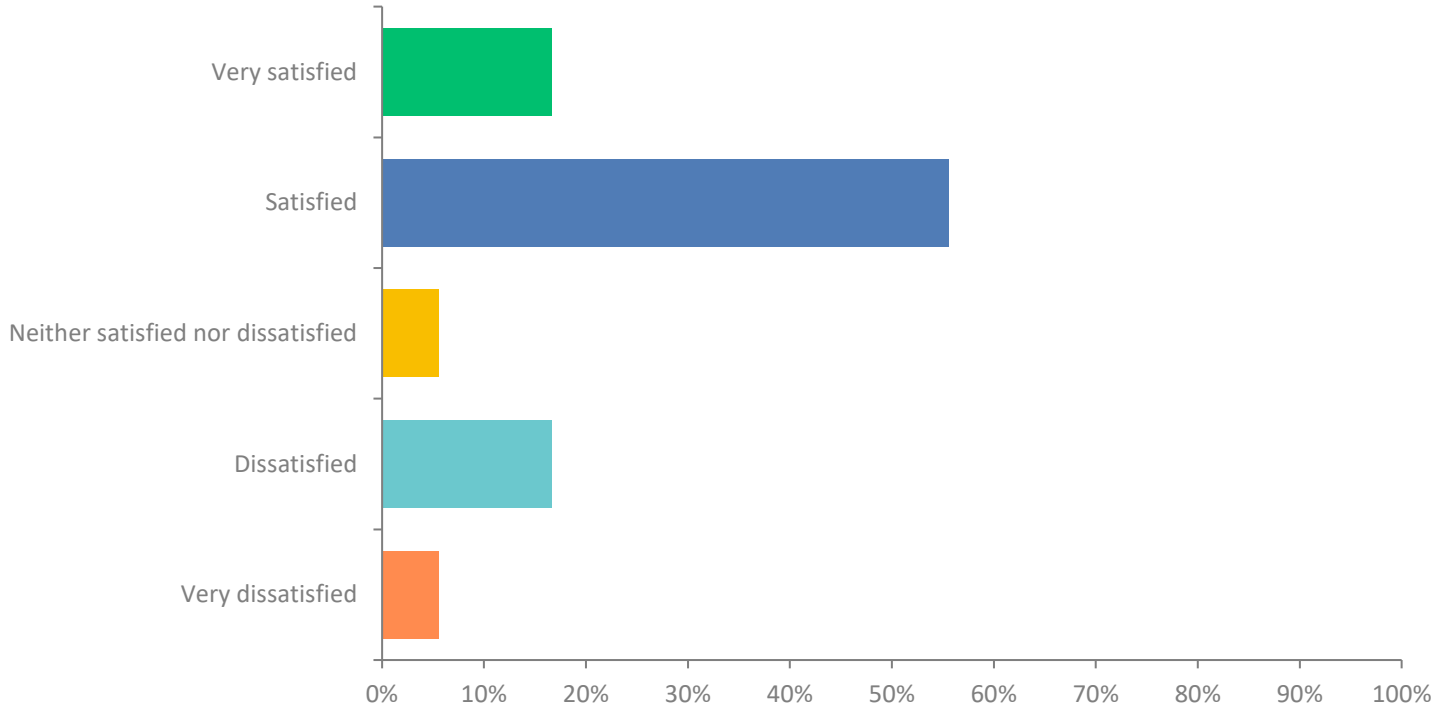
Q15: When do you plan on retiring?

Answered: 19 Skipped: 6

ANSWER CHOICES	RESPONSES	
In less than a year	10.53%	2
1-5 years	10.53%	2
6-10 years	10.53%	2
More than 10 years	52.63%	10
Never	15.79%	3
TOTAL		19

Q16: How satisfied are you with the working conditions at your current job?

Answered: 18 Skipped: 7



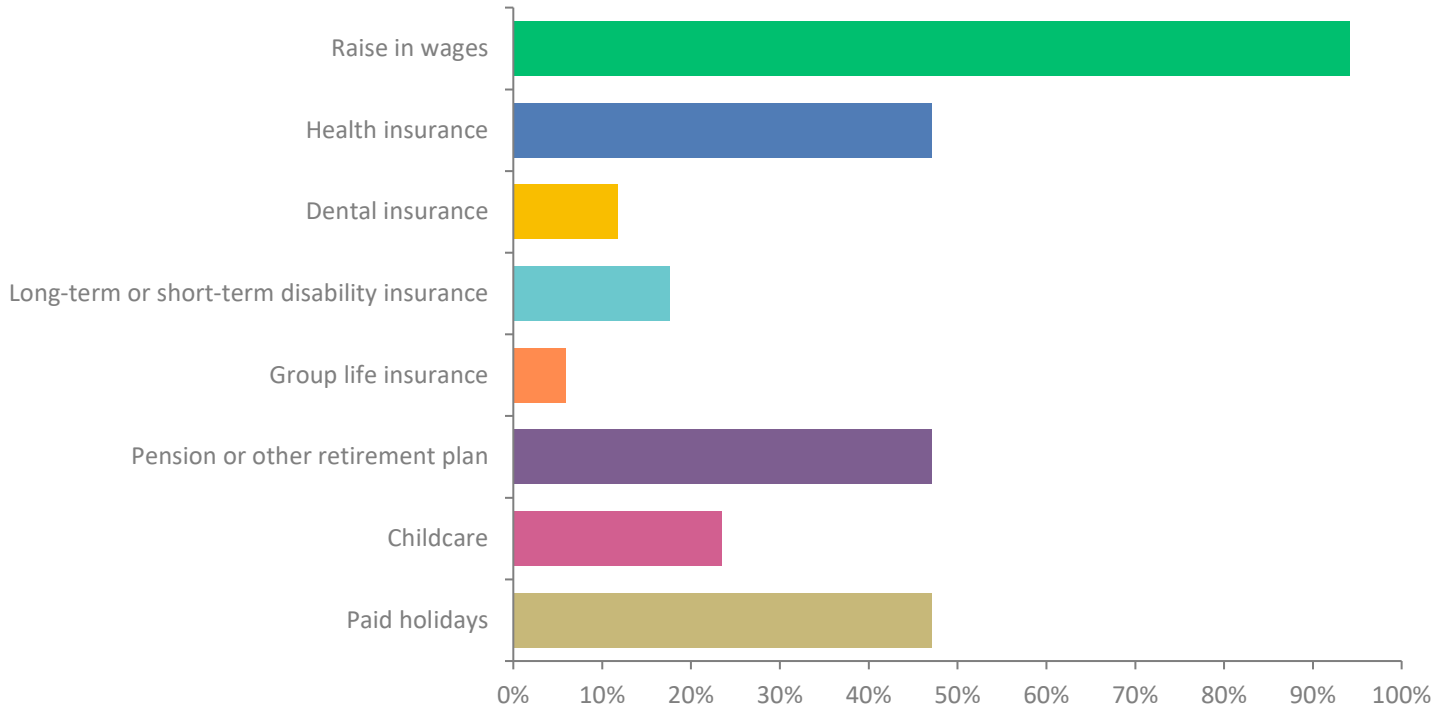
Q16: How satisfied are you with the working conditions at your current job?

Answered: 18 Skipped: 7

ANSWER CHOICES	RESPONSES	
Very satisfied	16.67%	3
Satisfied	55.56%	10
Neither satisfied nor dissatisfied	5.56%	1
Dissatisfied	16.67%	3
Very dissatisfied	5.56%	1
TOTAL		18

Q17: If there were additional funds for compensation and benefits, what would be your top three choices for that funding to go toward?

Answered: 17 Skipped: 8



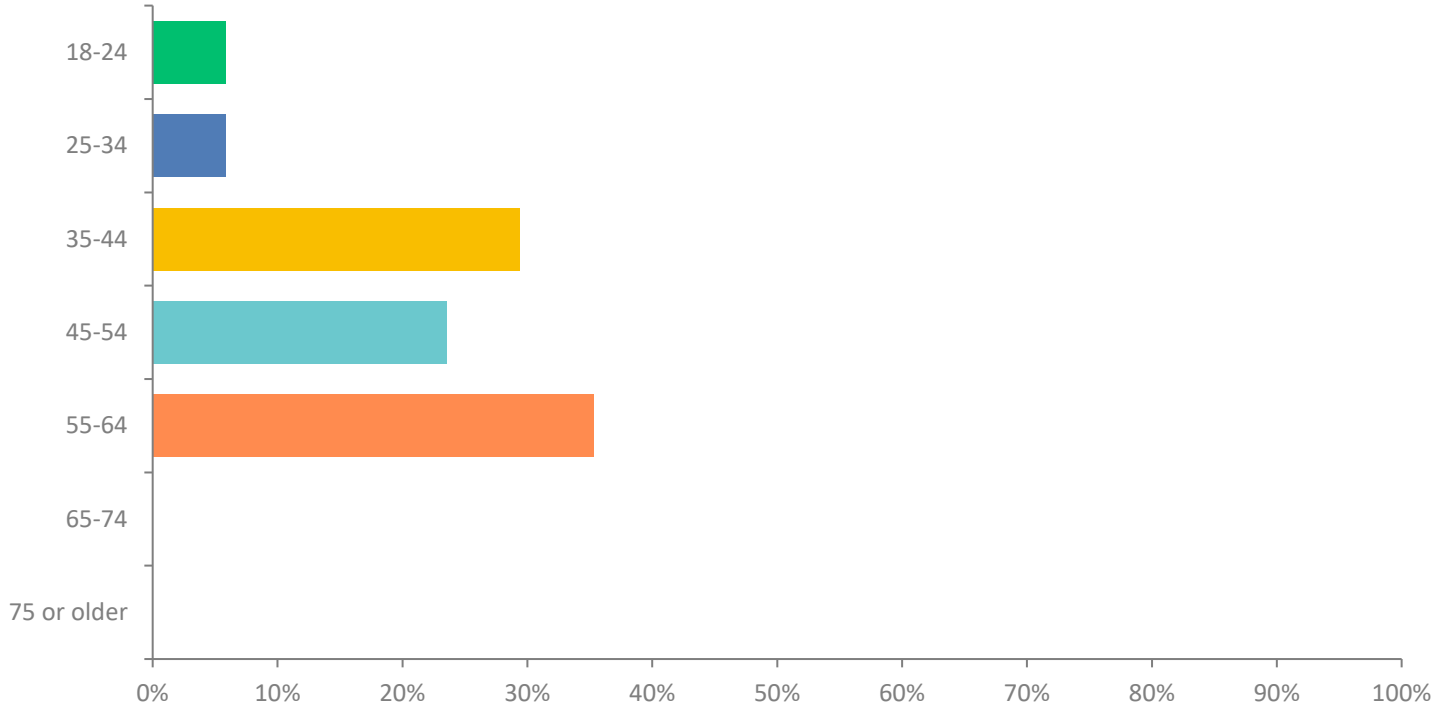
Q17: If there were additional funds for compensation and benefits, what would be your top three choices for that funding to go toward?

Answered: 17 Skipped: 8

ANSWER CHOICES	RESPONSES	
Raise in wages	94.12%	16
Health insurance	47.06%	8
Dental insurance	11.76%	2
Long-term or short-term disability insurance	17.65%	3
Group life insurance	5.88%	1
Pension or other retirement plan	47.06%	8
Childcare	23.53%	4
Paid holidays	47.06%	8
TOTAL		50

Q18: What is your age?

Answered: 17 Skipped: 8



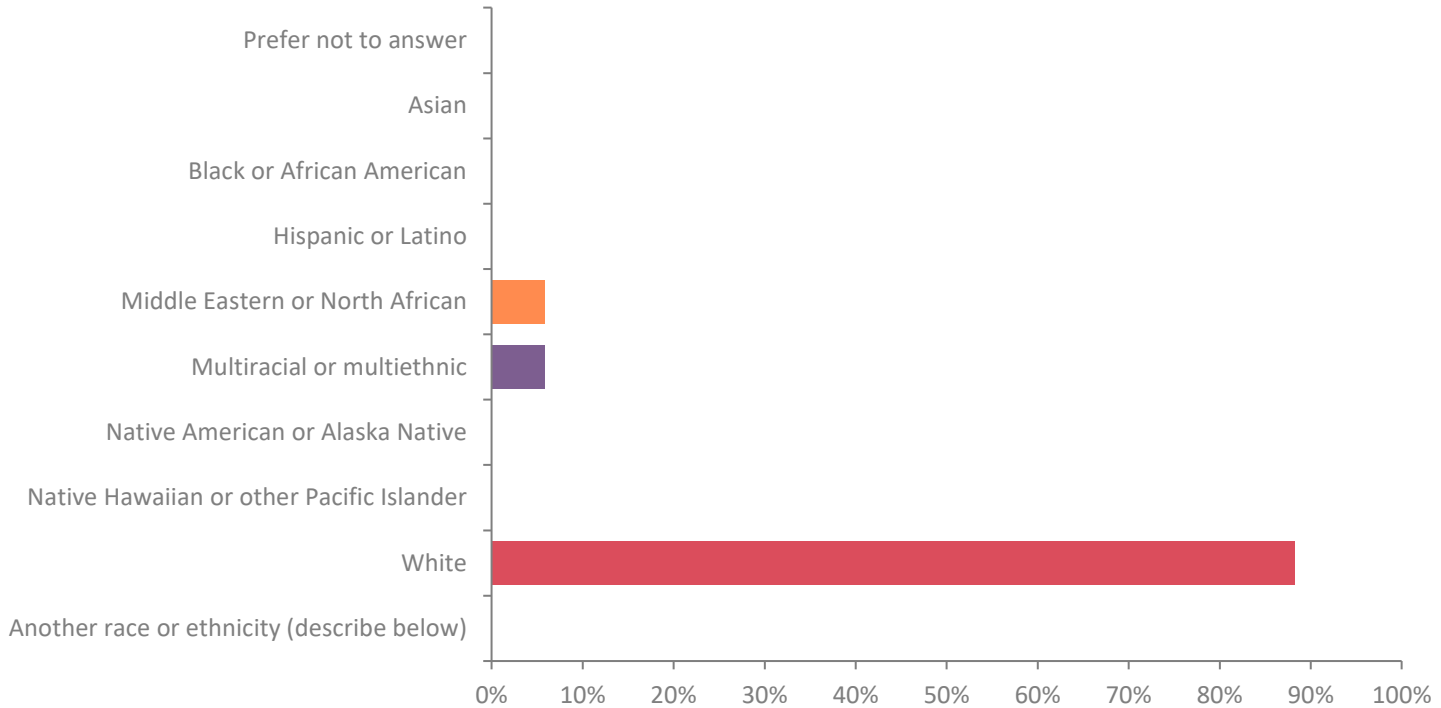
Q18: What is your age?

Answered: 17 Skipped: 8

ANSWER CHOICES	RESPONSES	
18-24	5.88%	1
25-34	5.88%	1
35-44	29.41%	5
45-54	23.53%	4
55-64	35.29%	6
65-74	0%	0
75 or older	0%	0
TOTAL		17

Q19: What is your race or ethnicity?

Answered: 17 Skipped: 8



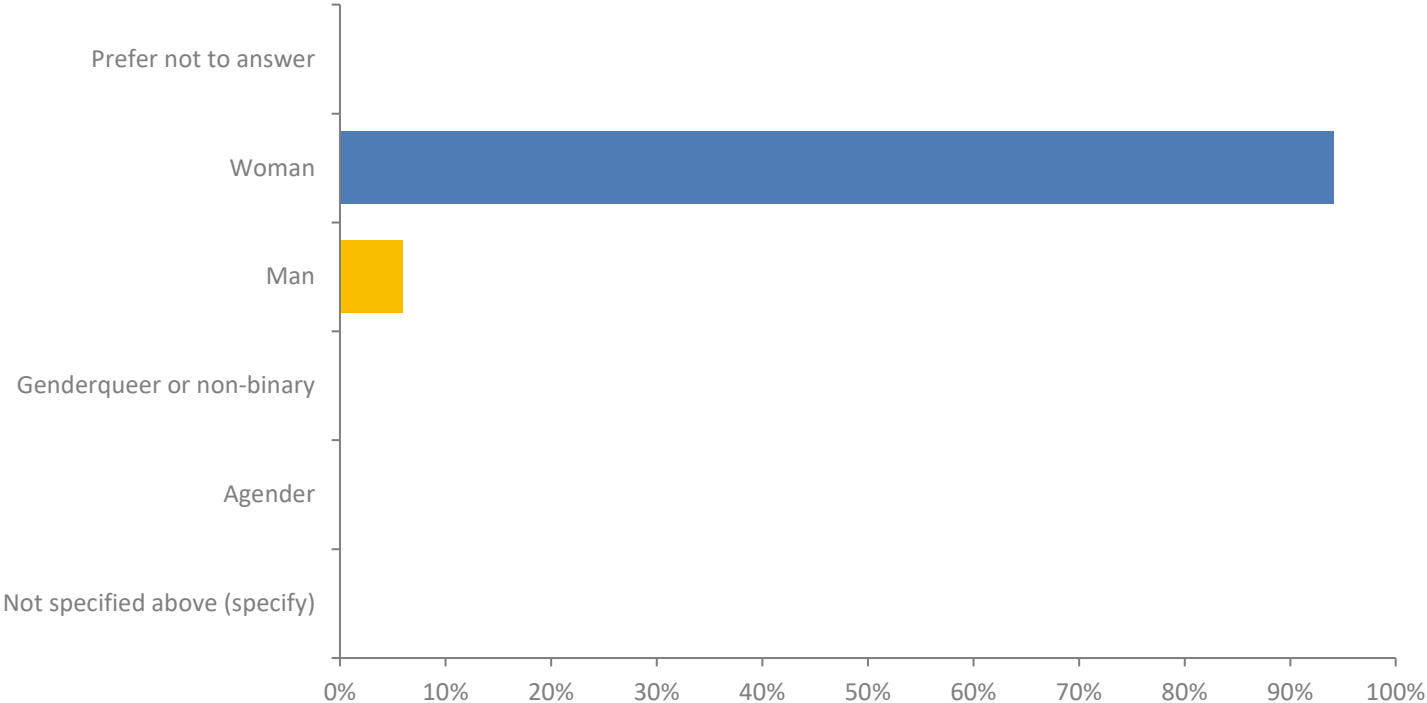
Q19: What is your race or ethnicity?

Answered: 17 Skipped: 8

ANSWER CHOICES	RESPONSES	
Prefer not to answer	0%	0
Asian	0%	0
Black or African American	0%	0
Hispanic or Latino	0%	0
Middle Eastern or North African	5.88%	1
Multiracial or multiethnic	5.88%	1
Native American or Alaska Native	0%	0
Native Hawaiian or other Pacific Islander	0%	0
White	88.24%	15

Q20: What is your gender identity?

Answered: 17 Skipped: 8



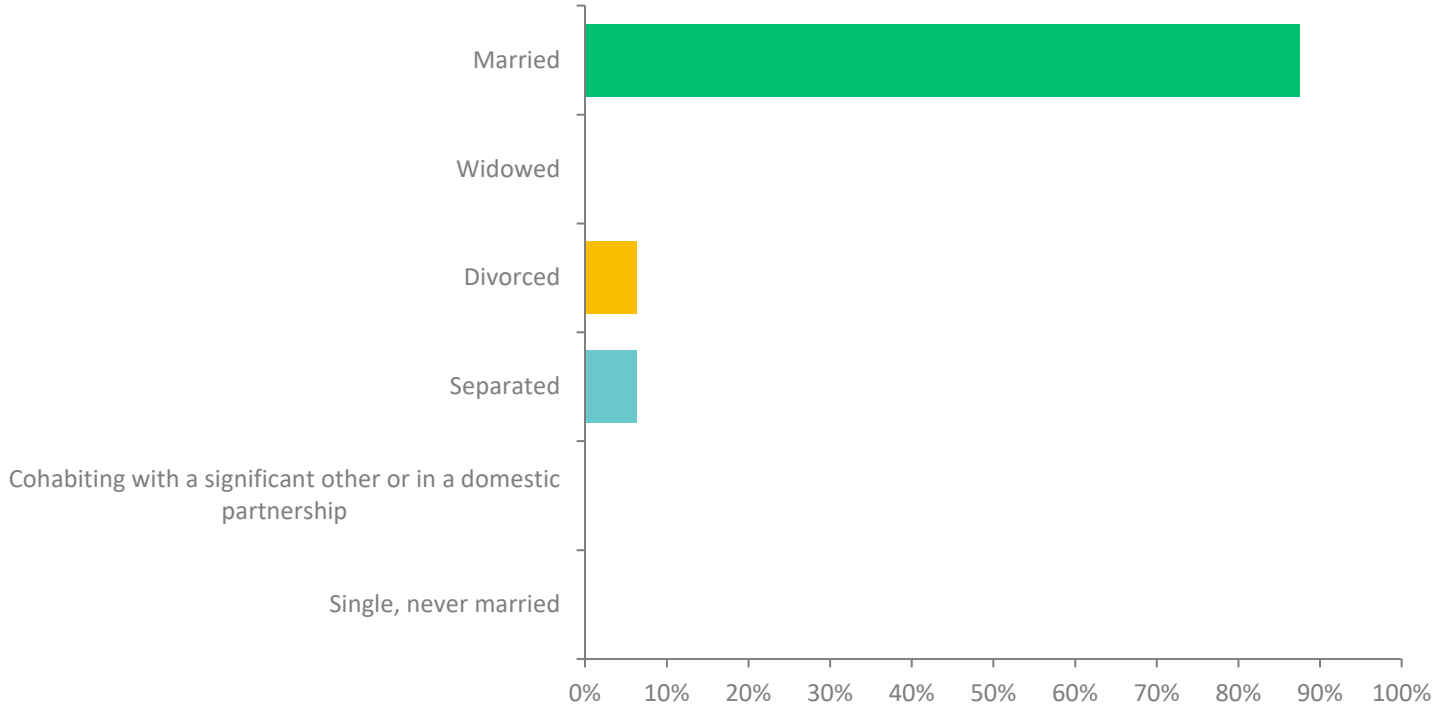
Q20: What is your gender identity?

Answered: 17 Skipped: 8

ANSWER CHOICES	RESPONSES	
Prefer not to answer	0%	0
Woman	94.12%	16
Man	5.88%	1
Genderqueer or non-binary	0%	0
Agender	0%	0
Not specified above (specify)	0%	0
TOTAL		17

Q21: Which of the following best describes your current relationship status?

Answered: 16 Skipped: 9



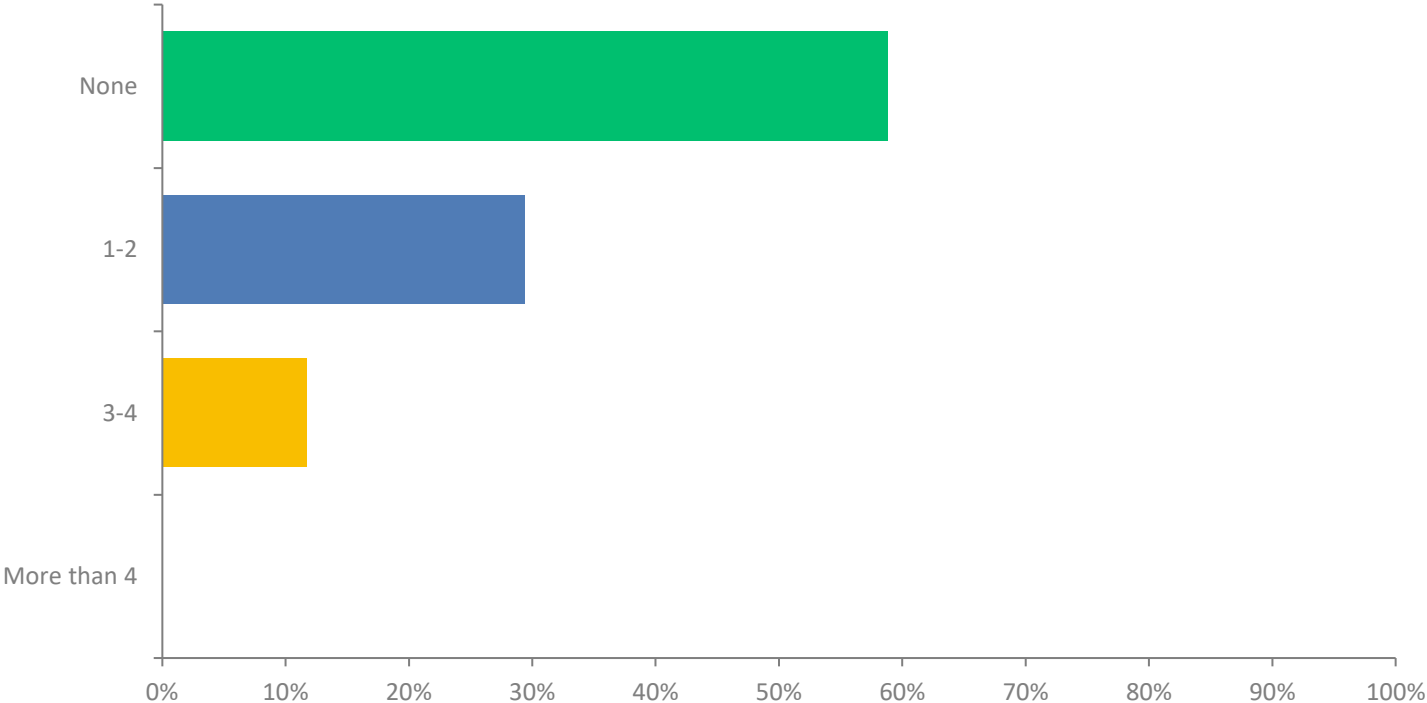
Q21: Which of the following best describes your current relationship status?

Answered: 16 Skipped: 9

ANSWER CHOICES	RESPONSES	
Married	87.50%	14
Widowed	0%	0
Divorced	6.25%	1
Separated	6.25%	1
Cohabiting with a significant other or in a domestic partnership	0%	0
Single, never married	0%	0
TOTAL		16

Q22: How many dependents do you have living with you?

Answered: 17 Skipped: 8



Q22: How many dependents do you have living with you?

Answered: 17 Skipped: 8

ANSWER CHOICES	RESPONSES	
None	58.82%	10
1-2	29.41%	5
3-4	11.76%	2
More than 4	0%	0
TOTAL		17