

NHWSB questionnaire for nursing home employers

Wednesday, March 13, 2024

69

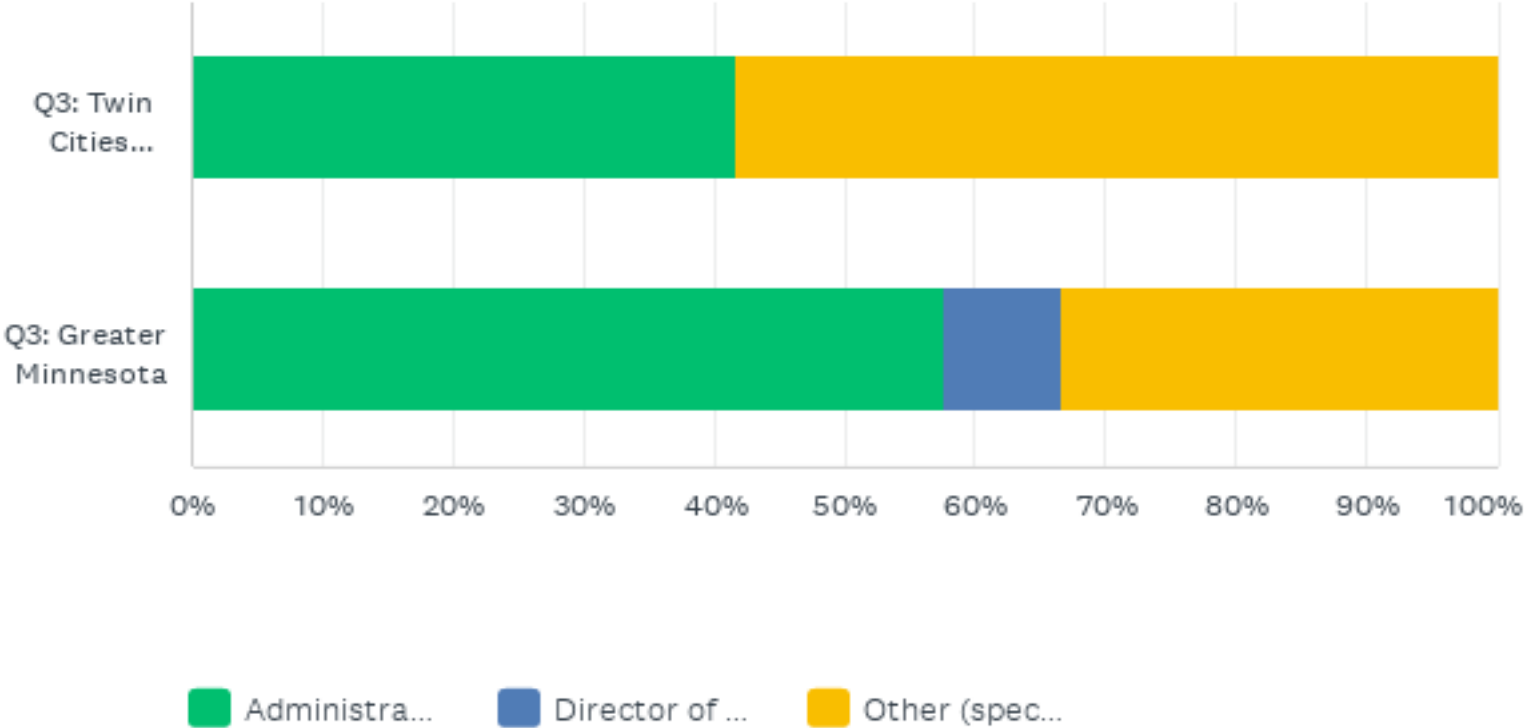
Total Responses

Date Created: Monday, December 04, 2023

Complete Responses: 69

Q1: What is your job title?

Answered: 45 Skipped: 0



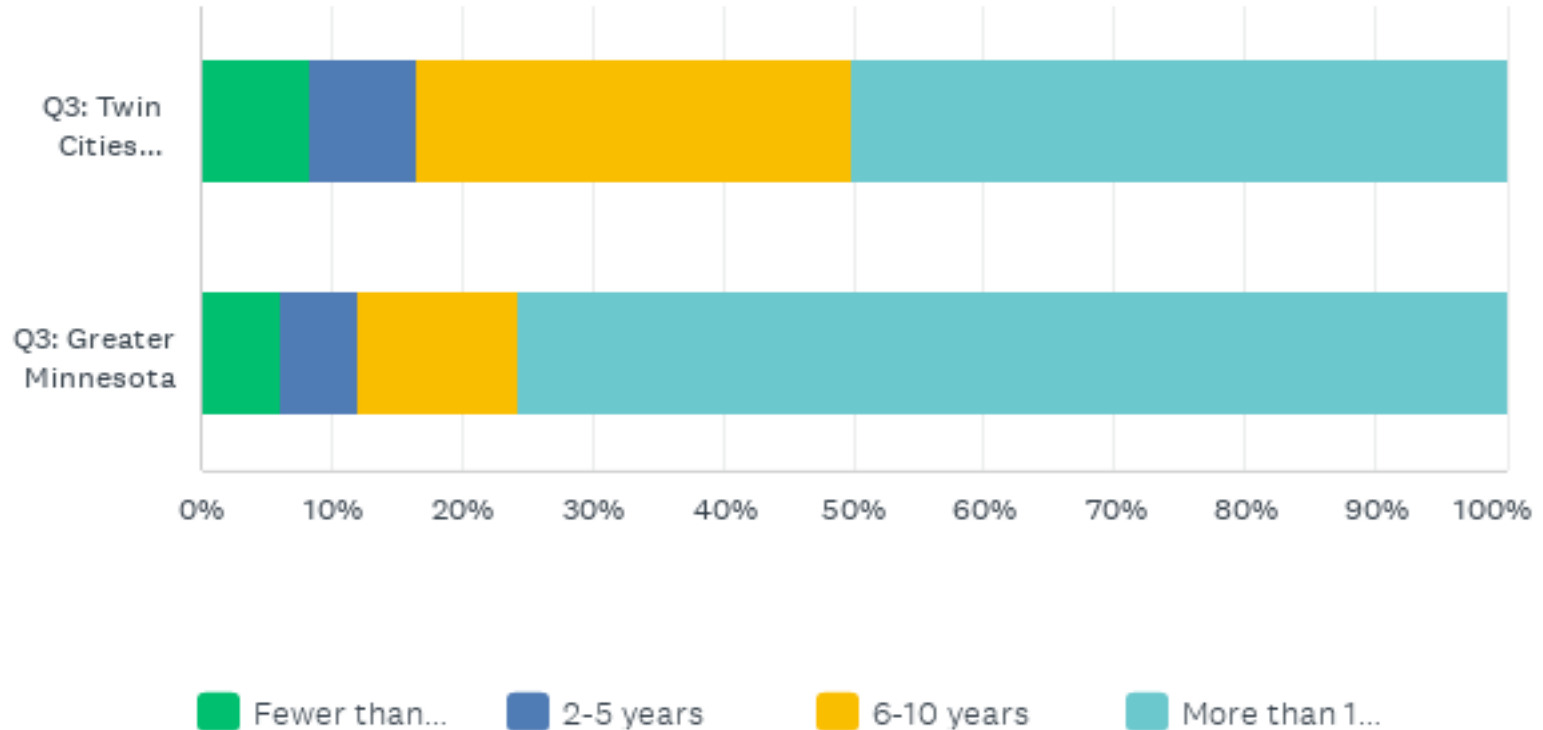
Q1: What is your job title?

Answered: 45 Skipped: 0

	ADMINISTRATOR	DIRECTOR OF NURSING	OTHER (SPECIFY)	TOTAL
Q3: Twin Cities seven-county metro area	41.67% 5	0.00% 0	58.33% 7	26.67% 12
Q3: Greater Minnesota	57.58% 19	9.09% 3	33.33% 11	73.33% 33
Total Respondents	24	3	18	45

Q2: How long have you worked in long-term care?

Answered: 45 Skipped: 0



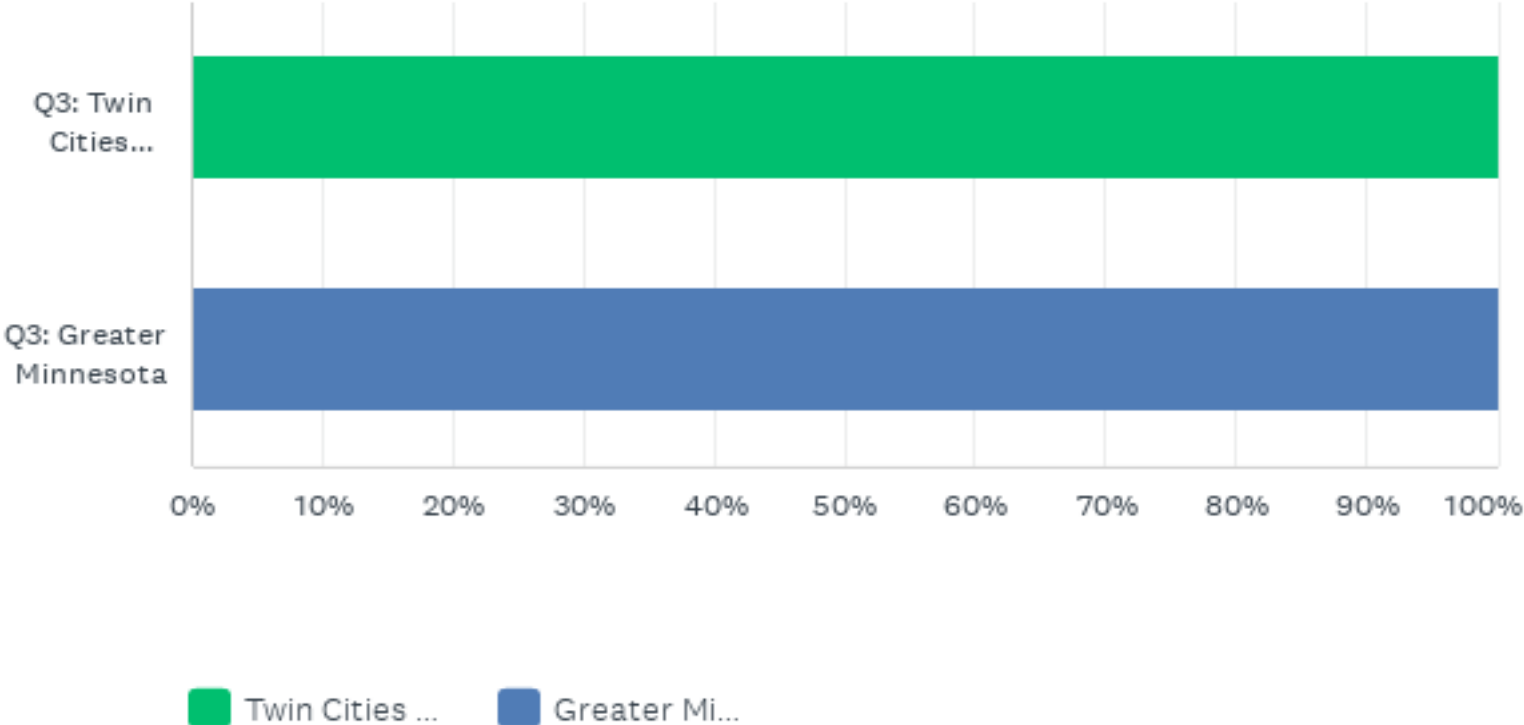
Q2: How long have you worked in long-term care?

Answered: 45 Skipped: 0

	FEWER THAN TWO YEARS	2-5 YEARS	6-10 YEARS	MORE THAN 10 YEARS	TOTAL
Q3: Twin Cities seven-county metro area	8.33% 1	8.33% 1	33.33% 4	50.00% 6	26.67% 12
Q3: Greater Minnesota	6.06% 2	6.06% 2	12.12% 4	75.76% 25	73.33% 33
Total Respondents	3	3	8	31	45

Q3: Where is your nursing home located?

Answered: 45 Skipped: 0



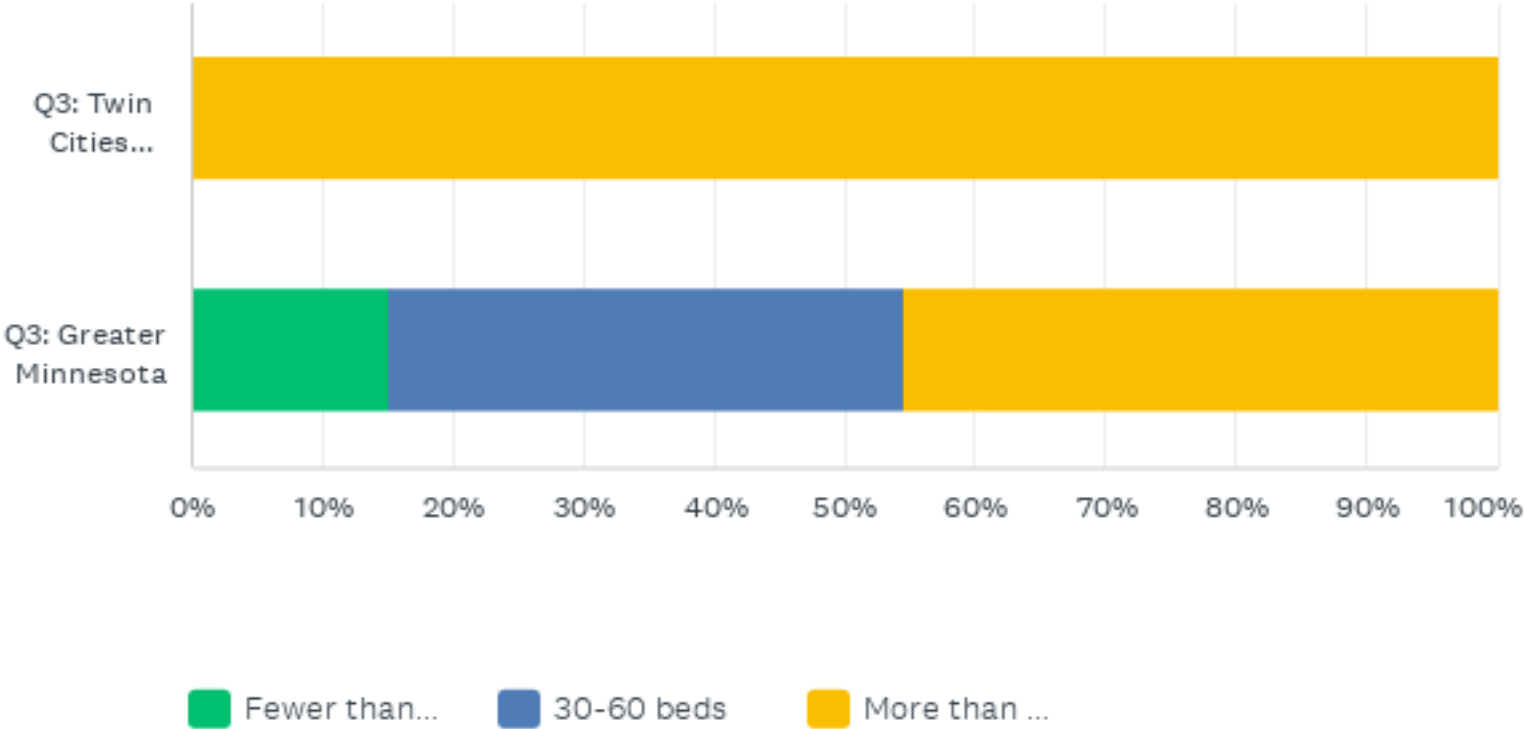
Q3: Where is your nursing home located?

Answered: 45 Skipped: 0

	TWIN CITIES SEVEN-COUNTY METRO AREA	GREATER MINNESOTA	TOTAL
Q3: Twin Cities seven-county metro area	100.00% 12	0.00% 0	26.67% 12
Q3: Greater Minnesota	0.00% 0	100.00% 33	73.33% 33
Total Respondents	12	33	45

Q4: How many licensed beds do you have in service today?

Answered: 44 Skipped: 1



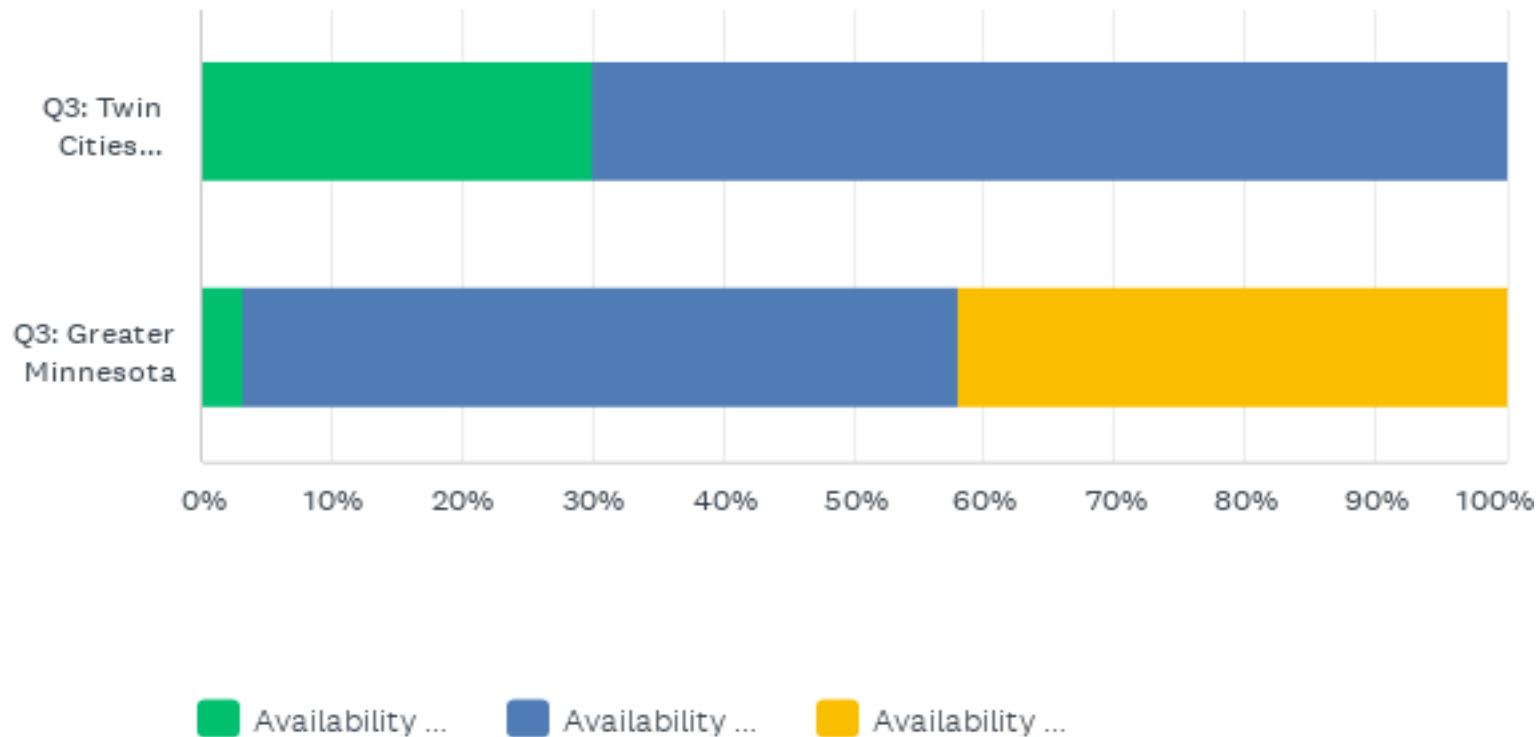
Q4: How many licensed beds do you have in service today?

Answered: 44 Skipped: 1

	FEWER THAN 30 BEDS	30-60 BEDS	MORE THAN 60 BEDS	TOTAL
Q3: Twin Cities seven-county metro area	0.00% 0	0.00% 0	100.00% 11	25.00% 11
Q3: Greater Minnesota	15.15% 5	39.39% 13	45.45% 15	75.00% 33
Total Respondents	5	13	26	44

Q5: During the past 12 months, how would you characterize your facility's ability to accept admissions due to availability of staff members?

Answered: 41 Skipped: 4



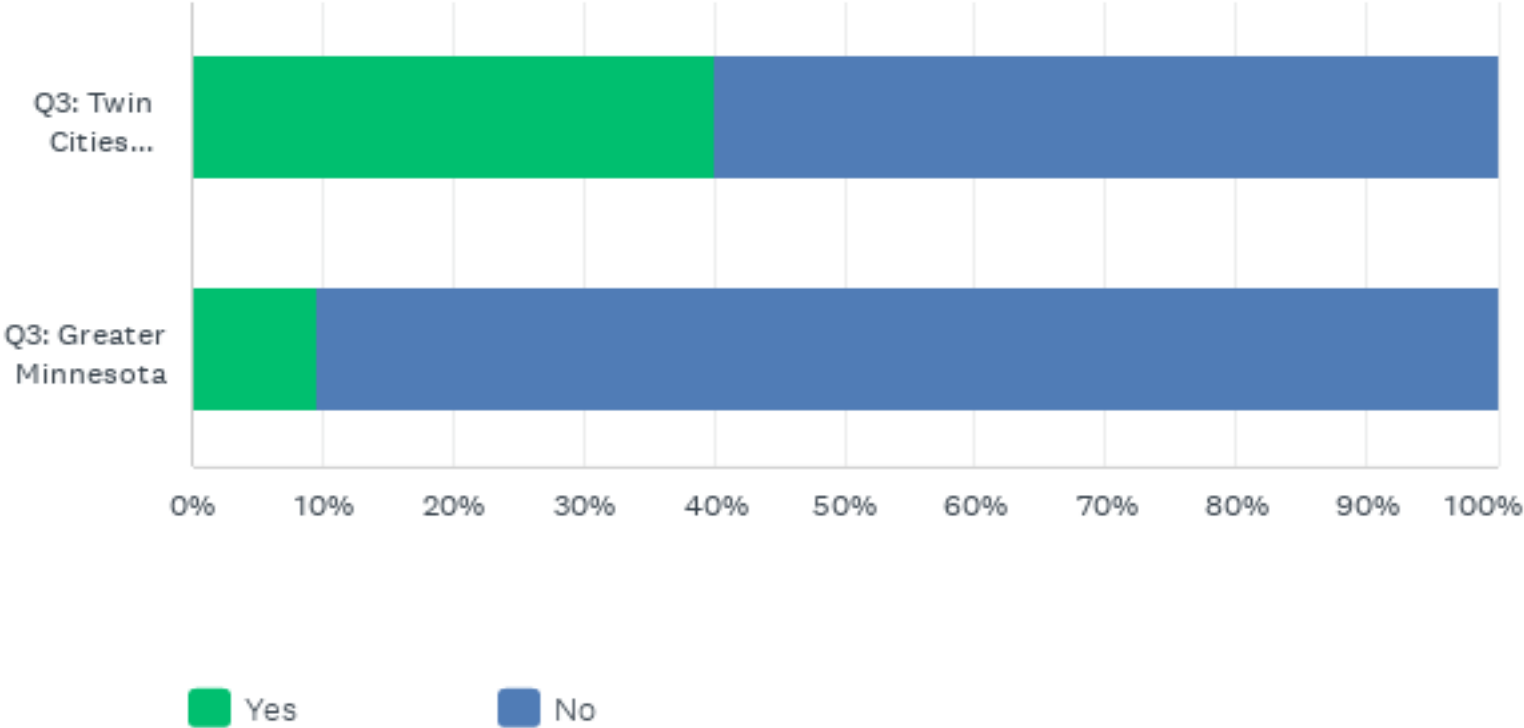
Q5: During the past 12 months, how would you characterize your facility's ability to accept admissions due to availability of staff members?

Answered: 41 Skipped: 4

	AVAILABILITY OF STAFFING HAS NEVER LIMITED OUR ADMISSIONS	AVAILABILITY OF STAFFING HAS CAUSED US TO OCCASIONALLY DENY AN ADMISSION	AVAILABILITY OF STAFFING HAS CAUSED REGULAR DISRUPTION IN OUR ABILITY TO ACCEPT ADMISSIONS	TOTAL
Q3: Twin Cities seven-county metro area	30.00% 3	70.00% 7	0.00% 0	24.39% 10
Q3: Greater Minnesota	3.23% 1	54.84% 17	41.94% 13	75.61% 31
Total Respondents	4	24	13	41

Q6: Are you able to hire the staff members you need?

Answered: 41 Skipped: 4



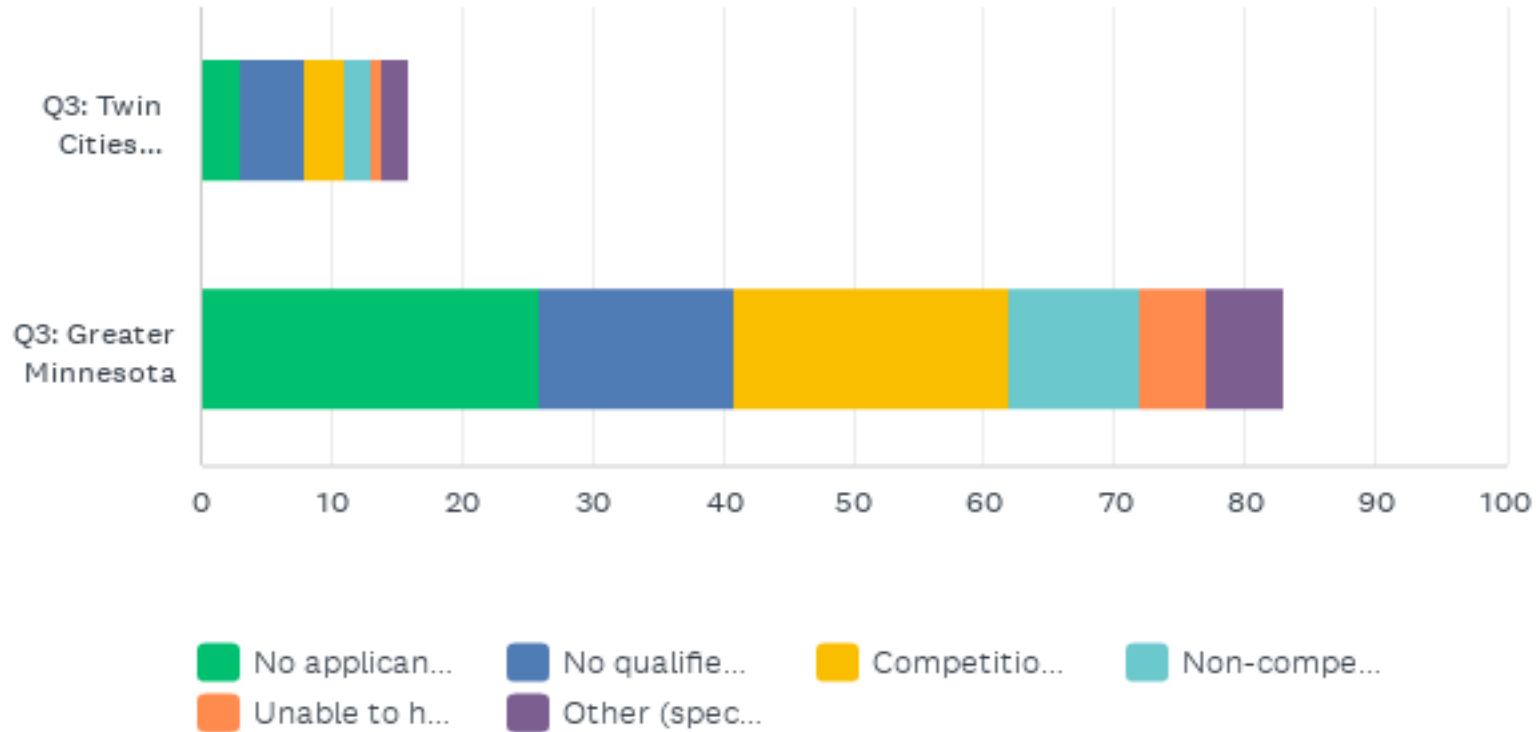
Q6: Are you able to hire the staff members you need?

Answered: 41 Skipped: 4

	YES	NO	TOTAL
Q3: Twin Cities seven-county metro area	40.00% 4	60.00% 6	24.39% 10
Q3: Greater Minnesota	9.68% 3	90.32% 28	75.61% 31
Total Respondents	7	34	41

Q7: Why are you not able to hire the staff members you need? (Select all that apply.)

Answered: 33 Skipped: 12



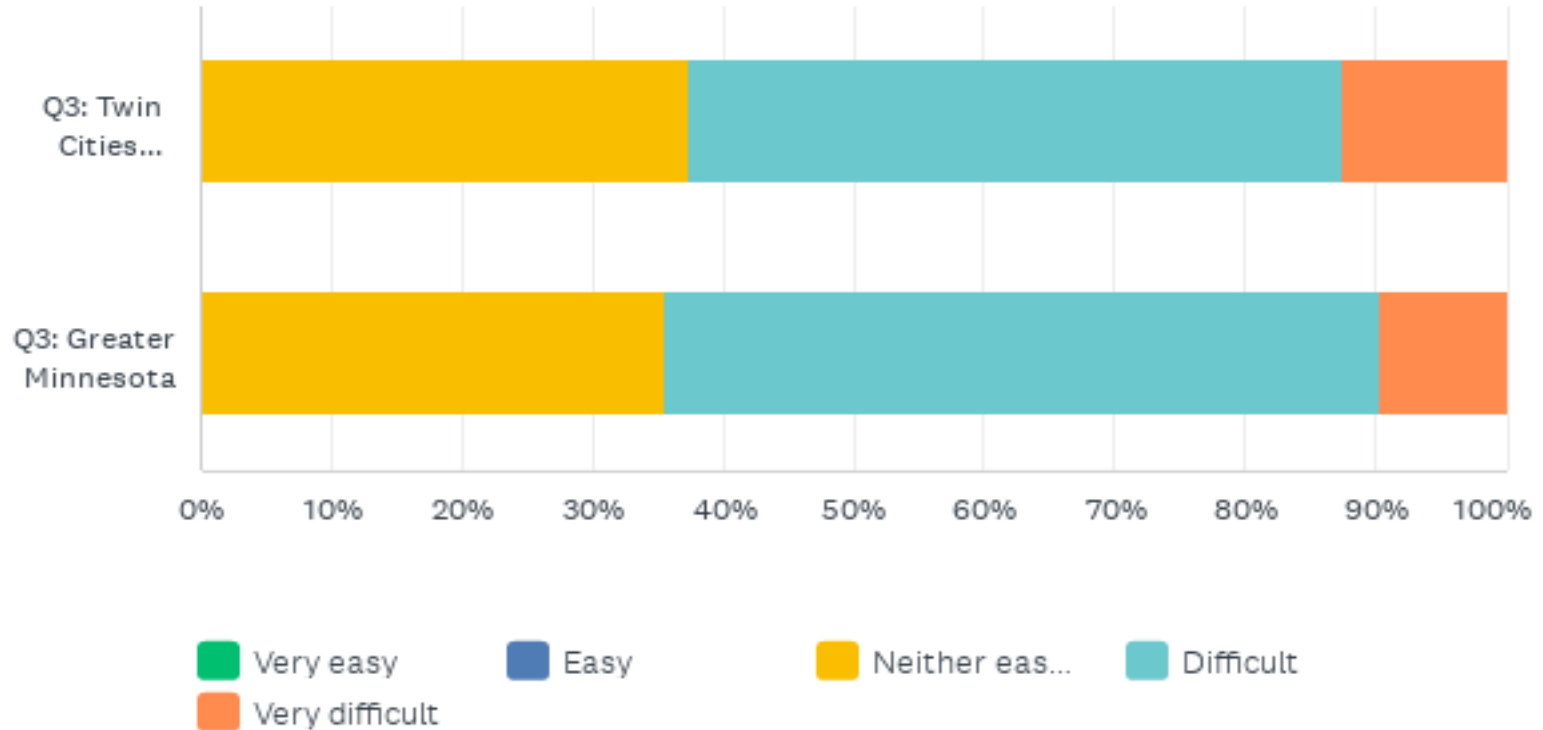
Q7: Why are you not able to hire the staff members you need? (Select all that apply.)

Answered: 33 Skipped: 12

	NO APPLICANTS	NO QUALIFIED APPLICANTS	COMPETITION WITH OTHER EMPLOYERS	NON-COMPETITIVE WAGES AND BENEFITS	UNABLE TO HIRE 16- AND 17-YEAR-OLDS	OTHER (SPECIFY)	TOTAL
Q3: Twin Cities seven-county metro area	60.00% 3	100.00% 5	60.00% 3	40.00% 2	20.00% 1	40.00% 2	48.48% 16
Q3: Greater Minnesota	92.86% 26	53.57% 15	75.00% 21	35.71% 10	17.86% 5	21.43% 6	251.52% 83
Total Respondents	29	20	24	12	6	8	33

Q8: How difficult is it to retain staff members?

Answered: 39 Skipped: 6



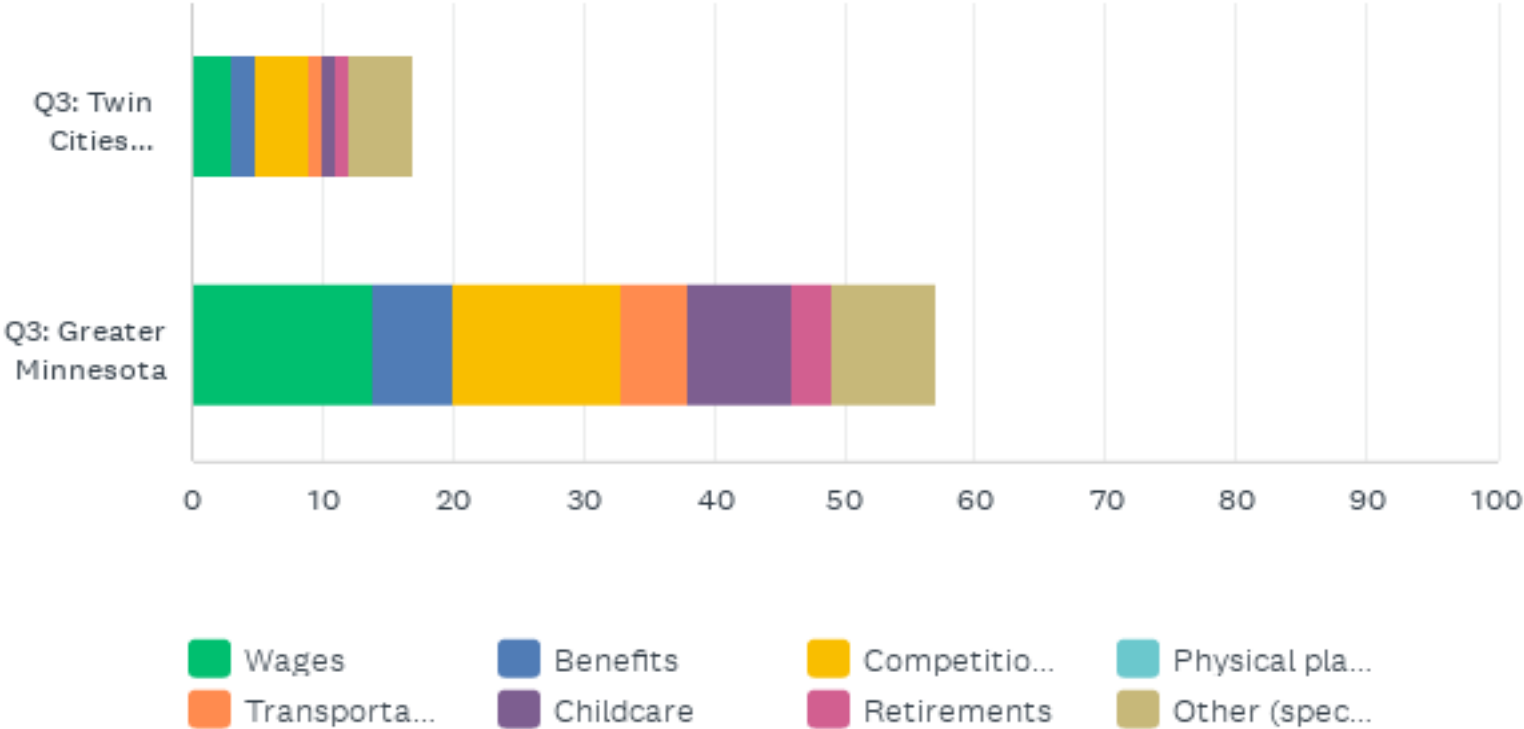
Q8: How difficult is it to retain staff members?

Answered: 39 Skipped: 6

	VERY EASY	EASY	NEITHER EASY NOR DIFFICULT	DIFFICULT	VERY DIFFICULT	TOTAL
Q3: Twin Cities seven-county metro area	0.00% 0	0.00% 0	37.50% 3	50.00% 4	12.50% 1	20.51% 8
Q3: Greater Minnesota	0.00% 0	0.00% 0	35.48% 11	54.84% 17	9.68% 3	79.49% 31
Total Respondents	0	0	14	21	4	39

Q9: Why is it difficult to retain staff members? (Select all that apply.)

Answered: 25 Skipped: 20



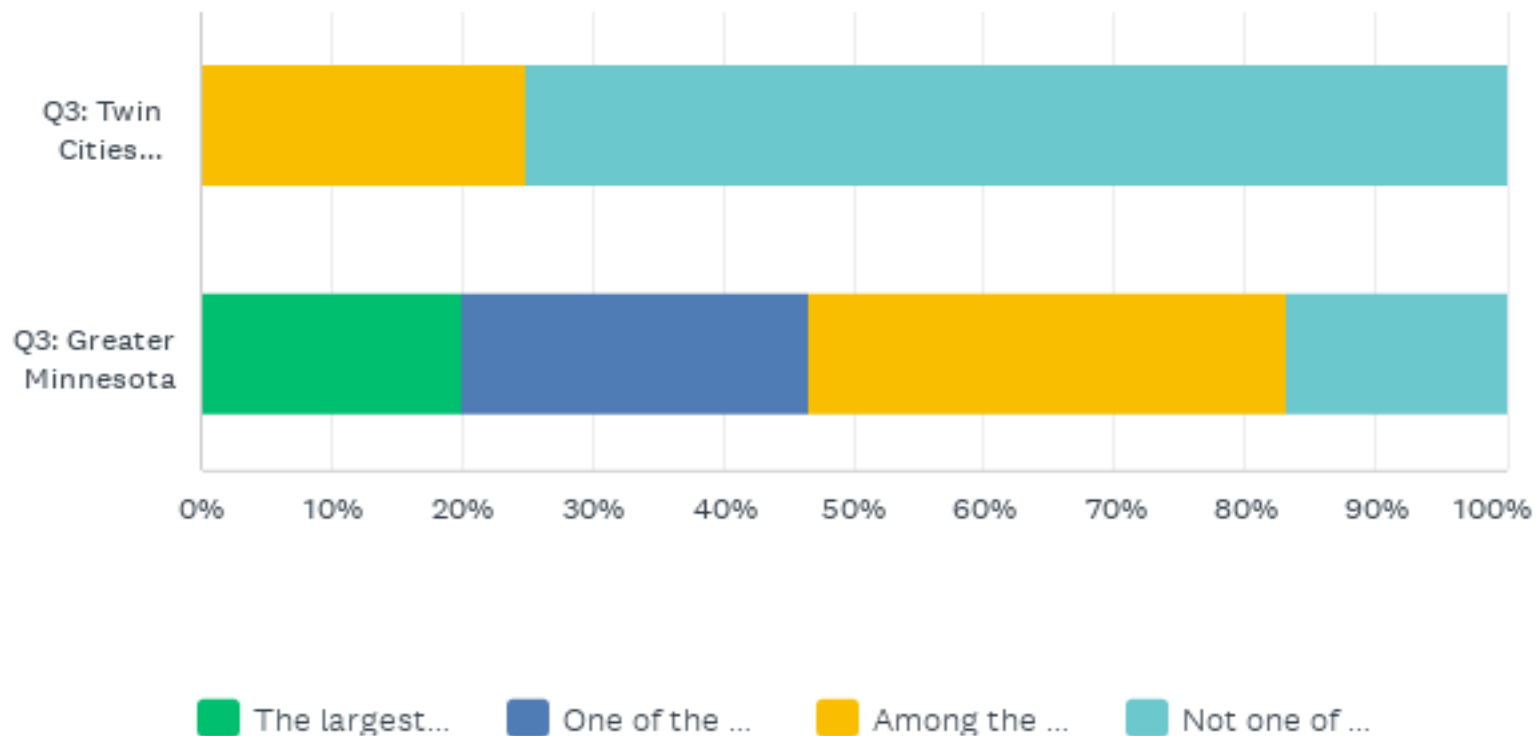
Q9: Why is it difficult to retain staff members? (Select all that apply.)

Answered: 25 Skipped: 20

	WAGES	BENEFITS	COMPETITION WITH OTHER EMPLOYERS	PHYSICAL PLANT ISSUES	TRANSPORTATION	CHILDCARE	RETIREMENTS	OTHER (SPECIFY)	TOTAL
Q3: Twin Cities seven-county metro area	60.00% 3	40.00% 2	80.00% 4	0.00% 0	20.00% 1	20.00% 1	20.00% 1	100.00% 5	68.00% 17
Q3: Greater Minnesota	70.00% 14	30.00% 6	65.00% 13	0.00% 0	25.00% 5	40.00% 8	15.00% 3	40.00% 8	228.00% 57
Total Respondents	17	8	17	0	6	9	4	13	25

Q10: When considering the largest employers in your community, is your organization:

Answered: 38 Skipped: 7



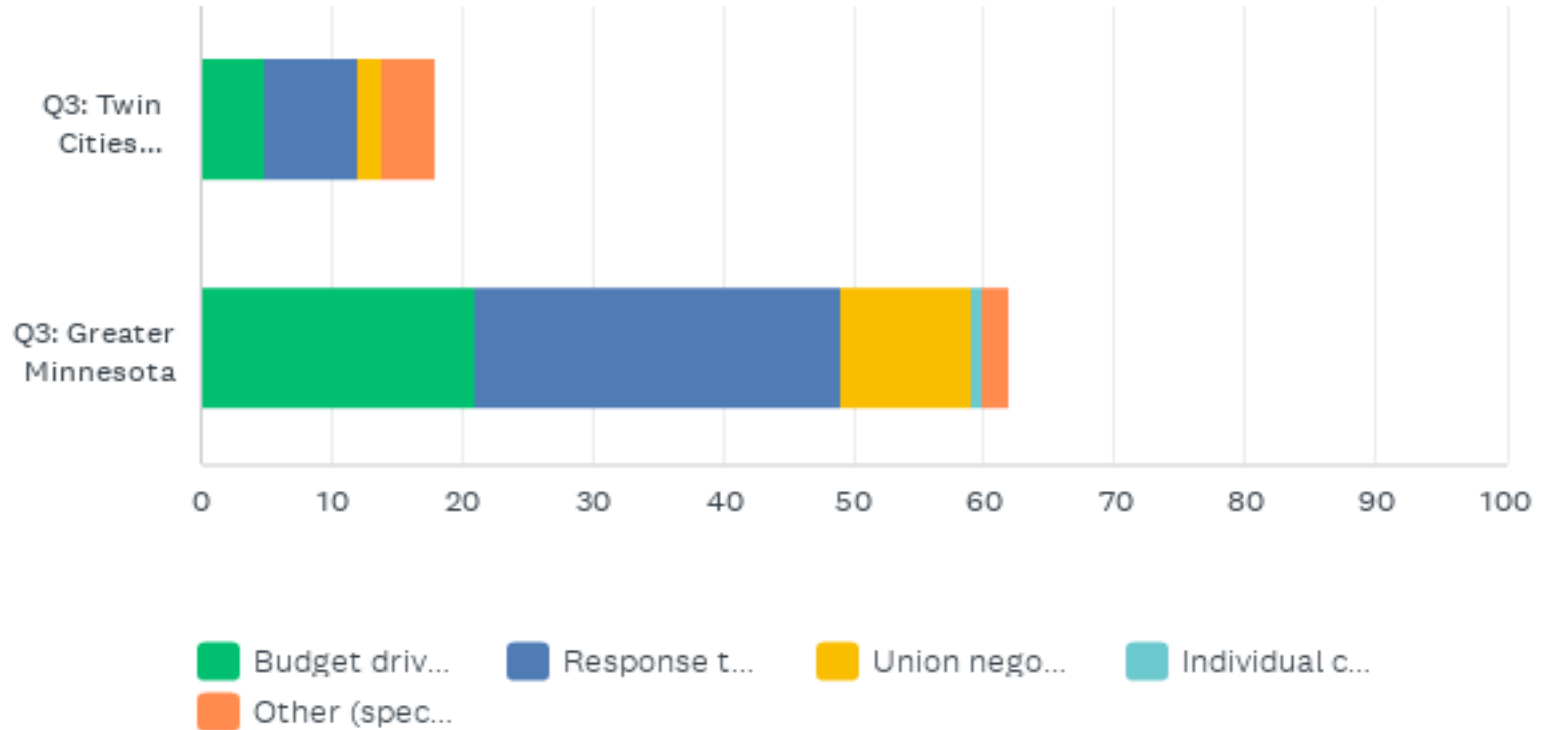
Q10: When considering the largest employers in your community, is your organization:

Answered: 38 Skipped: 7

	THE LARGEST EMPLOYER	ONE OF THE TOP THREE LARGEST EMPLOYERS	AMONG THE LARGEST 10 EMPLOYERS	NOT ONE OF THE 10 LARGEST EMPLOYERS	TOTAL
Q3: Twin Cities seven-county metro area	0.00% 0	0.00% 0	25.00% 2	75.00% 6	21.05% 8
Q3: Greater Minnesota	20.00% 6	26.67% 8	36.67% 11	16.67% 5	78.95% 30
Total Respondents	6	8	13	11	38

Q11: How do you set wages and benefits for staff members? (Select all that apply.)

Answered: 38 Skipped: 7



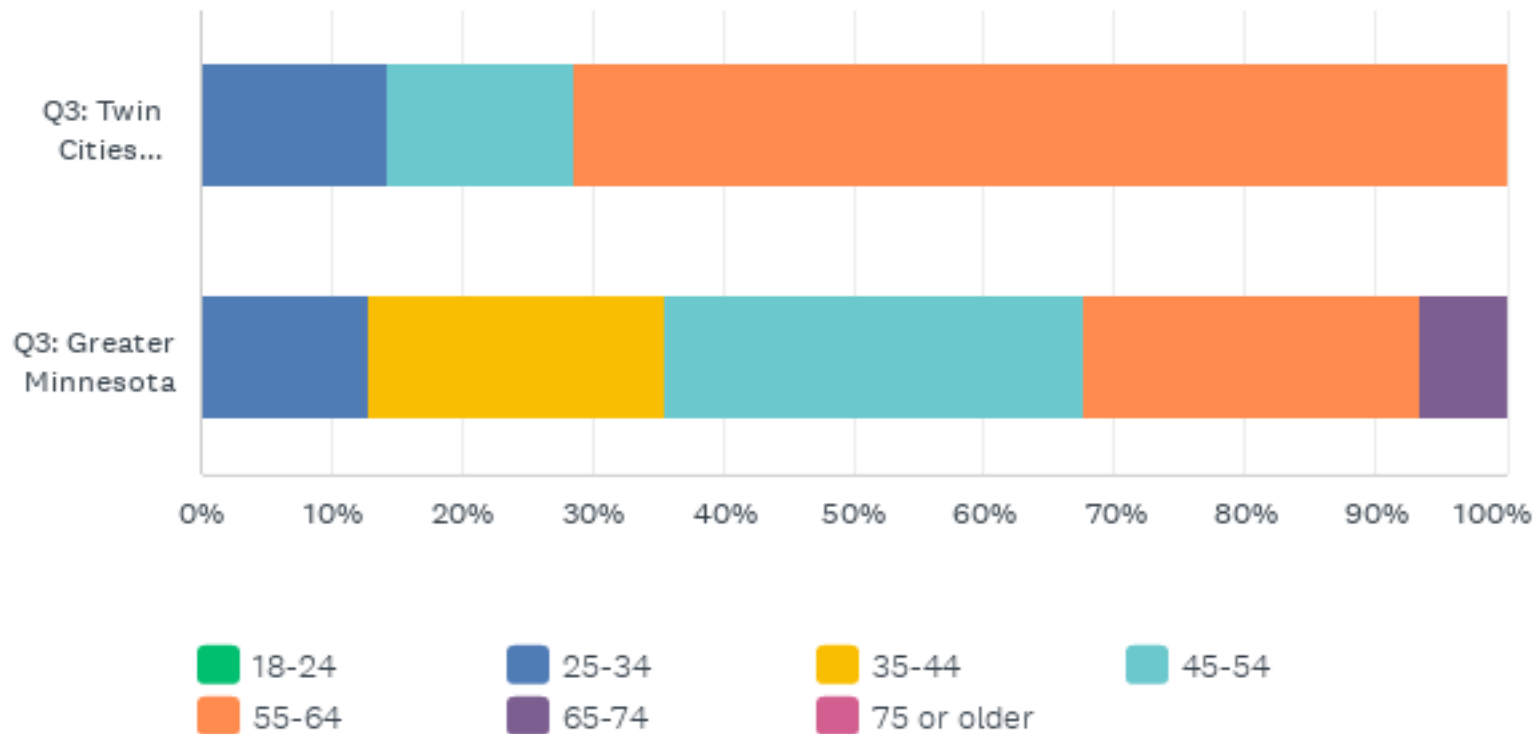
Q11: How do you set wages and benefits for staff members? (Select all that apply.)

Answered: 38 Skipped: 7

	BUDGET DRIVEN	RESPONSE TO MARKET	UNION NEGOTIATIONS	INDIVIDUAL CONTRACTS	OTHER (SPECIFY)	TOTAL
Q3: Twin Cities seven-county metro area	62.50% 5	87.50% 7	25.00% 2	0.00% 0	50.00% 4	47.37% 18
Q3: Greater Minnesota	70.00% 21	93.33% 28	33.33% 10	3.33% 1	6.67% 2	163.16% 62
Total Respondents	26	35	12	1	6	38

Q12: What is your age?

Answered: 38 Skipped: 7



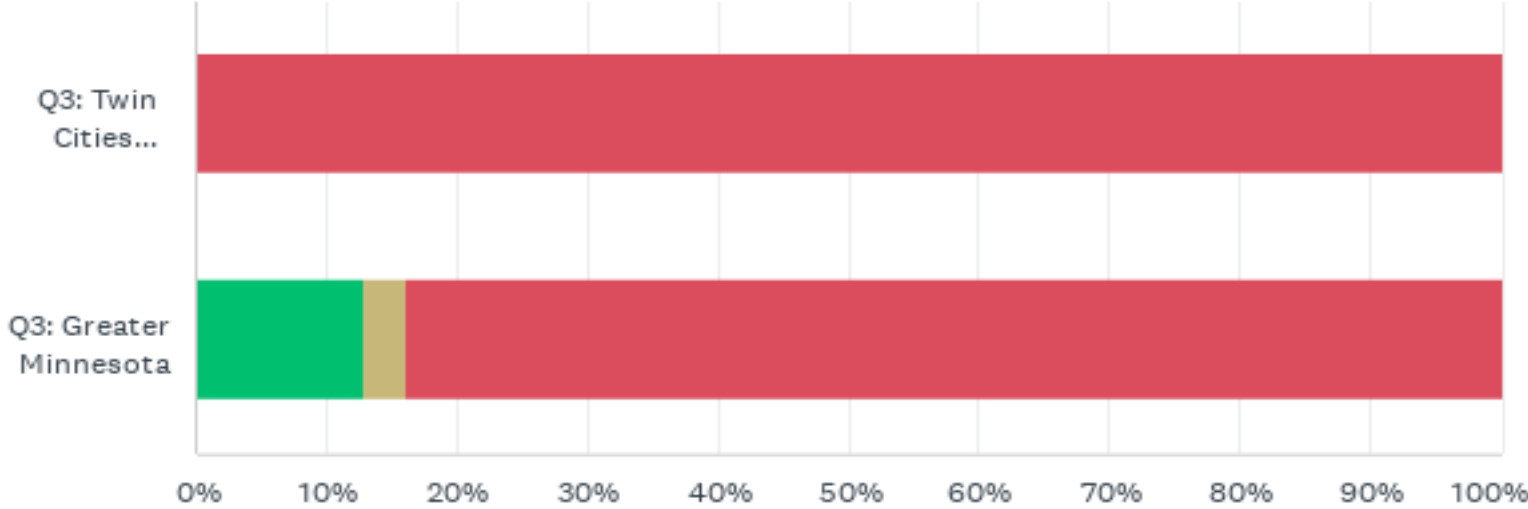
Q12: What is your age?

Answered: 38 Skipped: 7

	18-24	25-34	35-44	45-54	55-64	65-74	75 OR OLDER	TOTAL
Q3: Twin Cities seven-county metro area	0.00% 0	14.29% 1	0.00% 0	14.29% 1	71.43% 5	0.00% 0	0.00% 0	18.42% 7
Q3: Greater Minnesota	0.00% 0	12.90% 4	22.58% 7	32.26% 10	25.81% 8	6.45% 2	0.00% 0	81.58% 31
Total Respondents	0	5	7	11	13	2	0	38

Q13: What is your race or ethnicity?

Answered: 38 Skipped: 7



- Prefer not to answer
- Asian
- Black or African American
- Hispanic or Latino
- Middle Eastern or North African
- Multiracial
- Native American
- Native Hawaiian or Other Pacific Islander
- White
- Another race

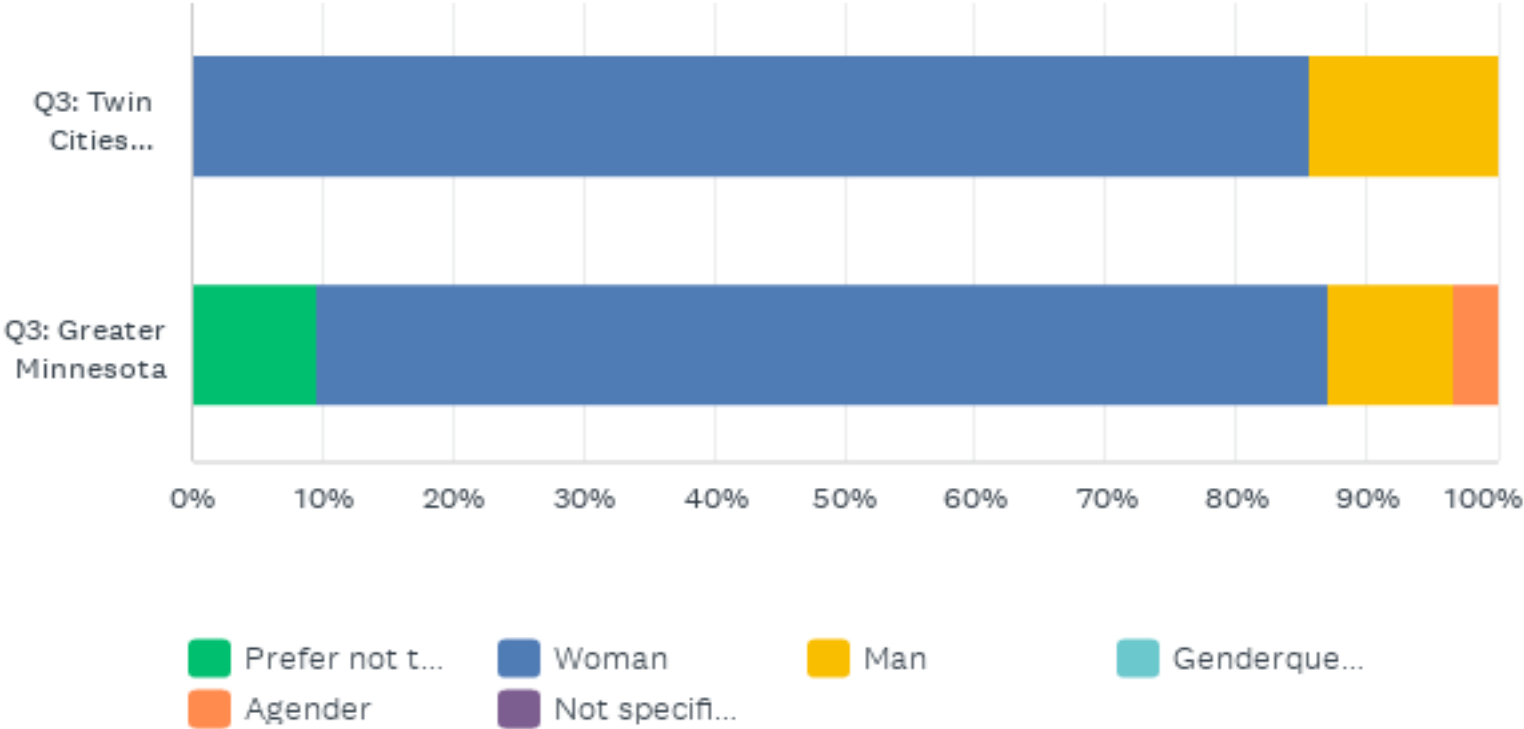
Q13: What is your race or ethnicity?

Answered: 38 Skipped: 7

	PREFER NOT TO ANSWER	ASIAN	BLACK OR AFRICAN AMERICAN	HISPANIC OR LATINO	MIDDLE EASTERN OR NORTH AFRICAN	MULTIRACIAL OR MULTIETHNIC	NATIVE AMERICAN OR ALASKA NATIVE	NATIVE HAWAIIAN OR OTHER PACIFIC ISLANDER	WHITE	ANOTHER RACE OR ETHNICITY (DESCRIBE BELOW)	TOTAL
Q3: Twin Cities seven-county metro area	0.00% 0	0.00% 0	0.00% 0	0.00% 0	0.00% 0	0.00% 0	0.00% 0	0.00% 0	100.00% 7	0.00% 0	18.42%
Q3: Greater Minnesota	12.90% 4	0.00% 0	0.00% 0	0.00% 0	0.00% 0	0.00% 0	0.00% 0	3.23% 1	83.87% 26	0.00% 0	81.56%
Total Respondents	4	0	0	0	0	0	0	1	33	0	

Q14: What is your gender identity?

Answered: 38 Skipped: 7



Q14: What is your gender identity?

Answered: 38 Skipped: 7

	PREFER NOT TO ANSWER	WOMAN	MAN	GENDERQUEER OR NON-BINARY	AGENDER	NOT SPECIFIED ABOVE (SPECIFY)	TOTAL
Q3: Twin Cities seven-county metro area	0.00% 0	85.71% 6	14.29% 1	0.00% 0	0.00% 0	0.00% 0	18.42% 7
Q3: Greater Minnesota	9.68% 3	77.42% 24	9.68% 3	0.00% 0	3.23% 1	0.00% 0	81.58% 31
Total Respondents	3	30	4	0	1	0	38