

# NHWSB questionnaire for current nursing home workers

Wednesday, March 13, 2024

**101**

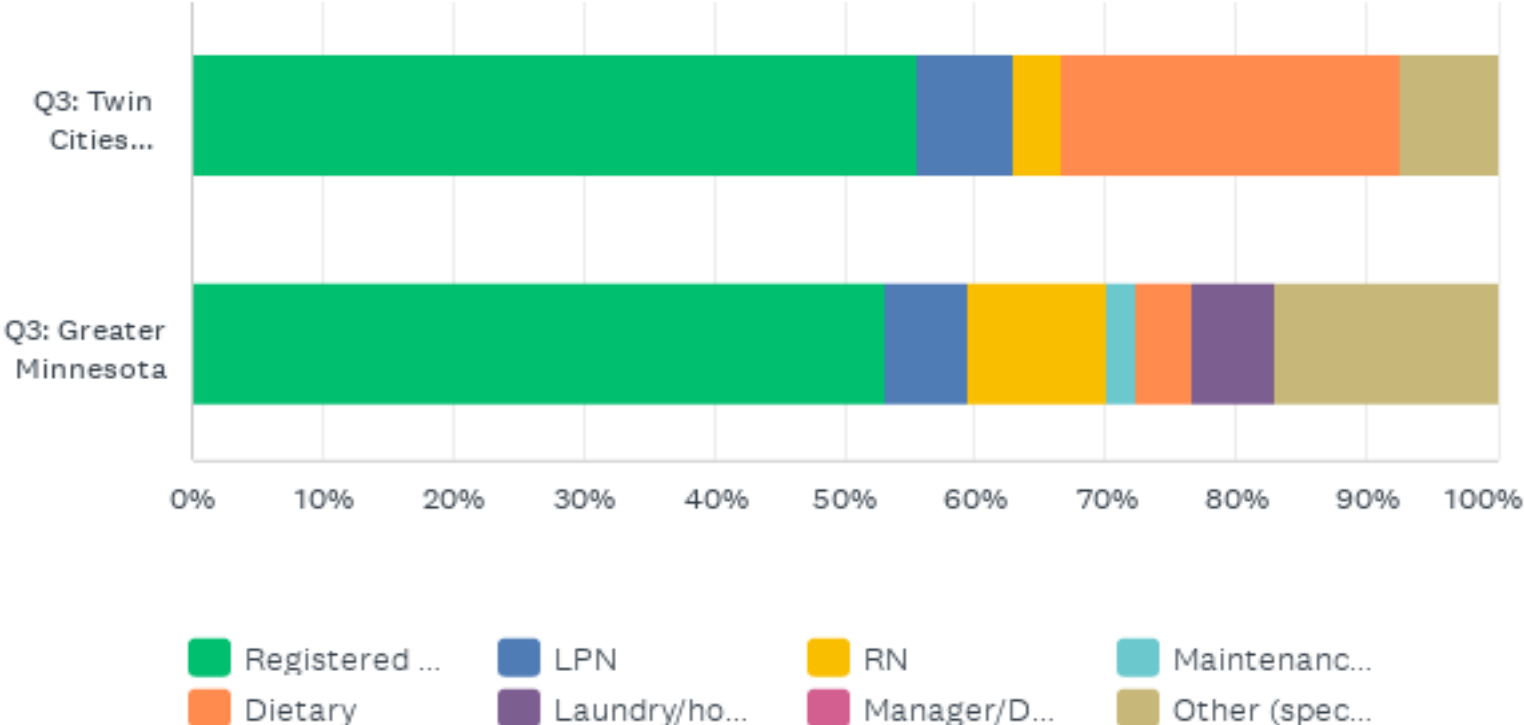
Total Responses

Date Created: Monday, November 13, 2023

Complete Responses: 101

# Q1: What is your role at the nursing home?

Answered: 74 Skipped: 0



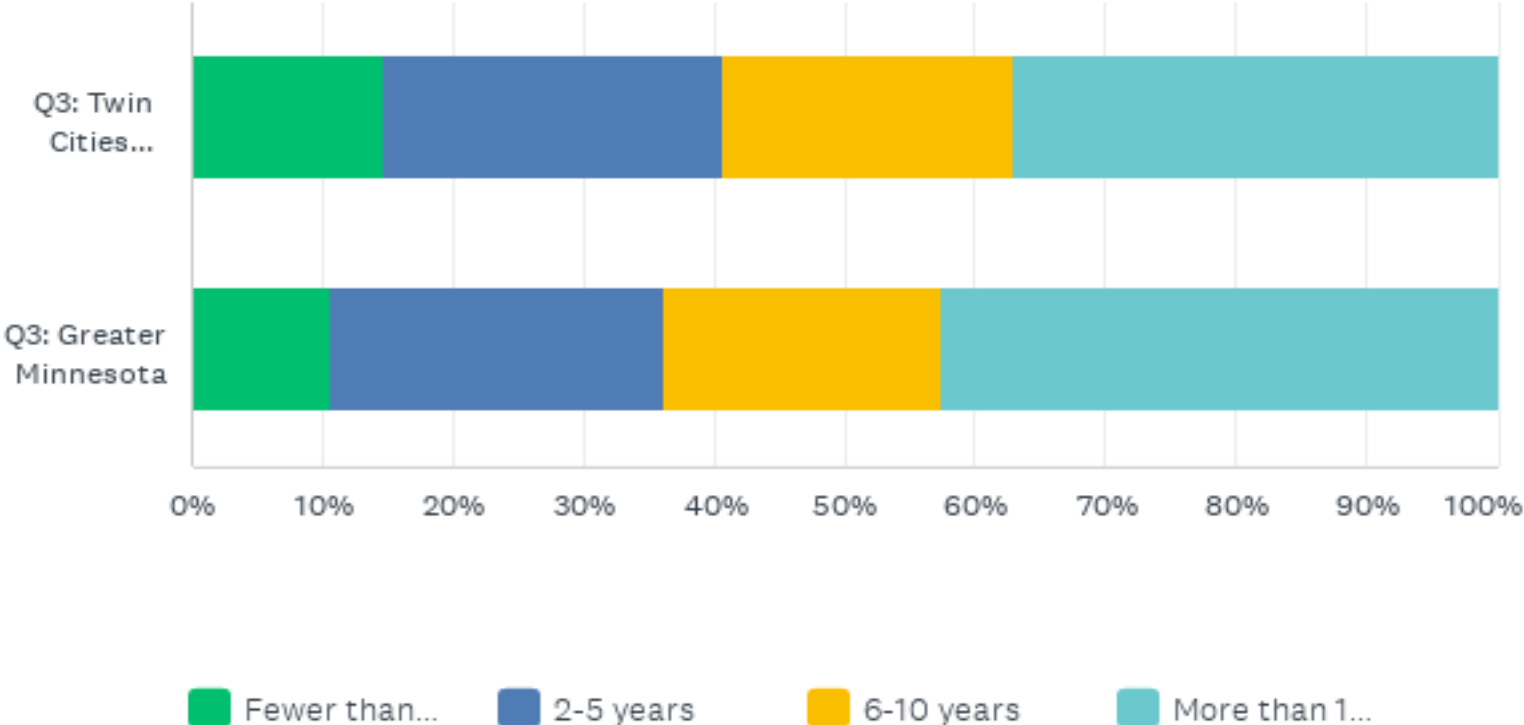
# Q1: What is your role at the nursing home?

Answered: 74 Skipped: 0

	REGISTERED CNA	LPN	RN	MAINTENANCE	DIETARY	LAUNDRY/HOUSEKEEPING	MANAGER/DEPARTMENT HEAD (MAINTENANCE MANAGER, DIETARY MANAGER, ETC.)	OTHER (SPECIFY)
Q3: Twin Cities seven- county metro area	55.56%	7.41%	3.70%	0.00%	25.93%	0.00%	0.00%	7.41%
	15	2	1	0	7	0	0	2
Q3: Greater Minnesota	53.19%	6.38%	10.64%	2.13%	4.26%	6.38%	0.00%	17.02%
	25	3	5	1	2	3	0	8
Total Respondents	40	5	6	1	9	3	0	10

# Q2: How long have you worked in long-term care?

Answered: 74 Skipped: 0



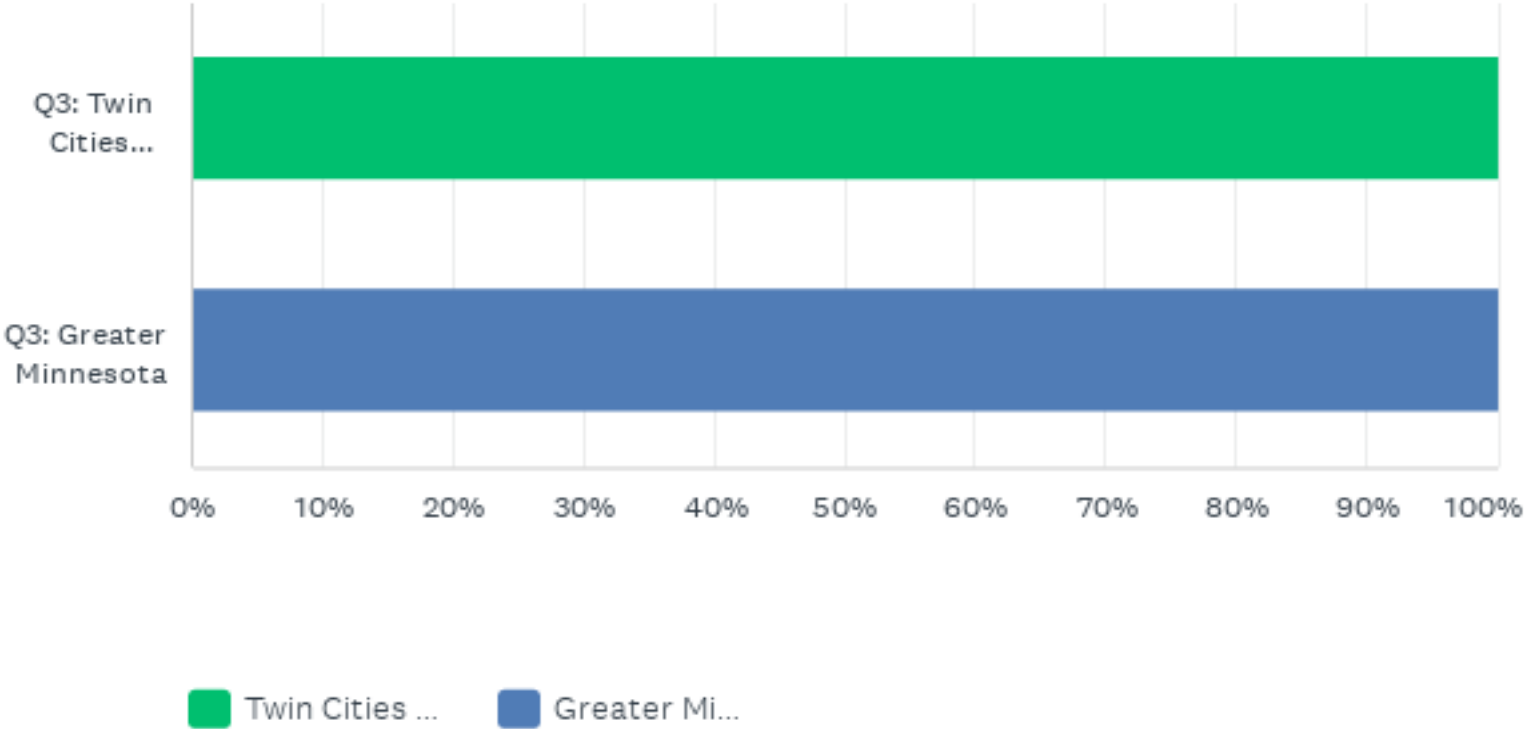
## Q2: How long have you worked in long-term care?

Answered: 74 Skipped: 0

	FEWER THAN 2 YEARS	2-5 YEARS	6-10 YEARS	MORE THAN 10 YEARS	TOTAL
Q3: Twin Cities seven- county metro area	14.81% 4	25.93% 7	22.22% 6	37.04% 10	36.49% 27
Q3: Greater Minnesota	10.64% 5	25.53% 12	21.28% 10	42.55% 20	63.51% 47
Total Respondents	9	19	16	30	74

# Q3: Where is your nursing home located?

Answered: 74 Skipped: 0



### Q3: Where is your nursing home located?

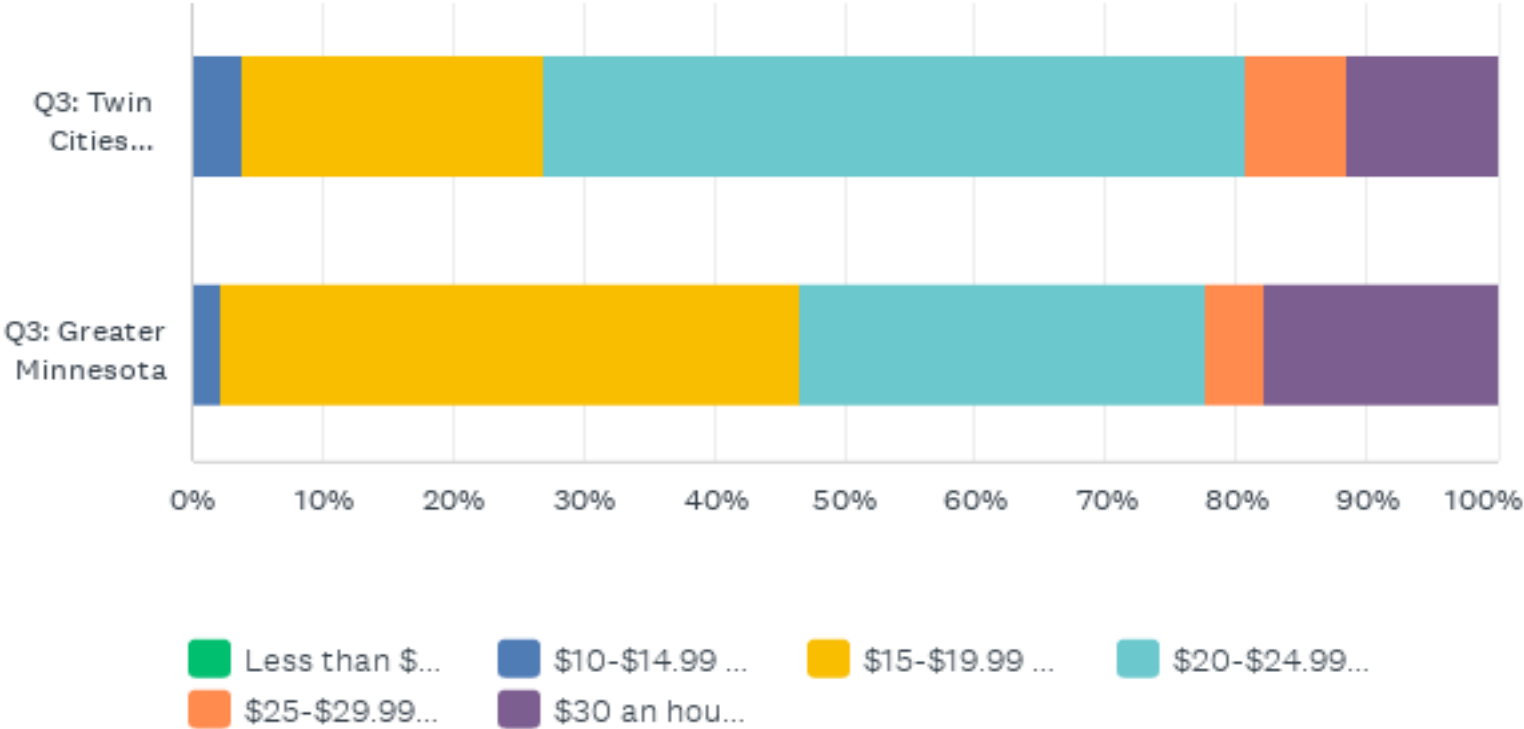
Answered: 74 Skipped: 0

	TWIN CITIES SEVEN-COUNTY METRO AREA	GREATER MINNESOTA	TOTAL
Q3: Twin Cities seven-county metro area	100.00% 27	0.00% 0	36.49% 27
Q3: Greater Minnesota	0.00% 0	100.00% 47	63.51% 47
Total Respondents	27	47	74



# Q4: What is your base hourly wage at this nursing facility?

Answered: 71 Skipped: 3



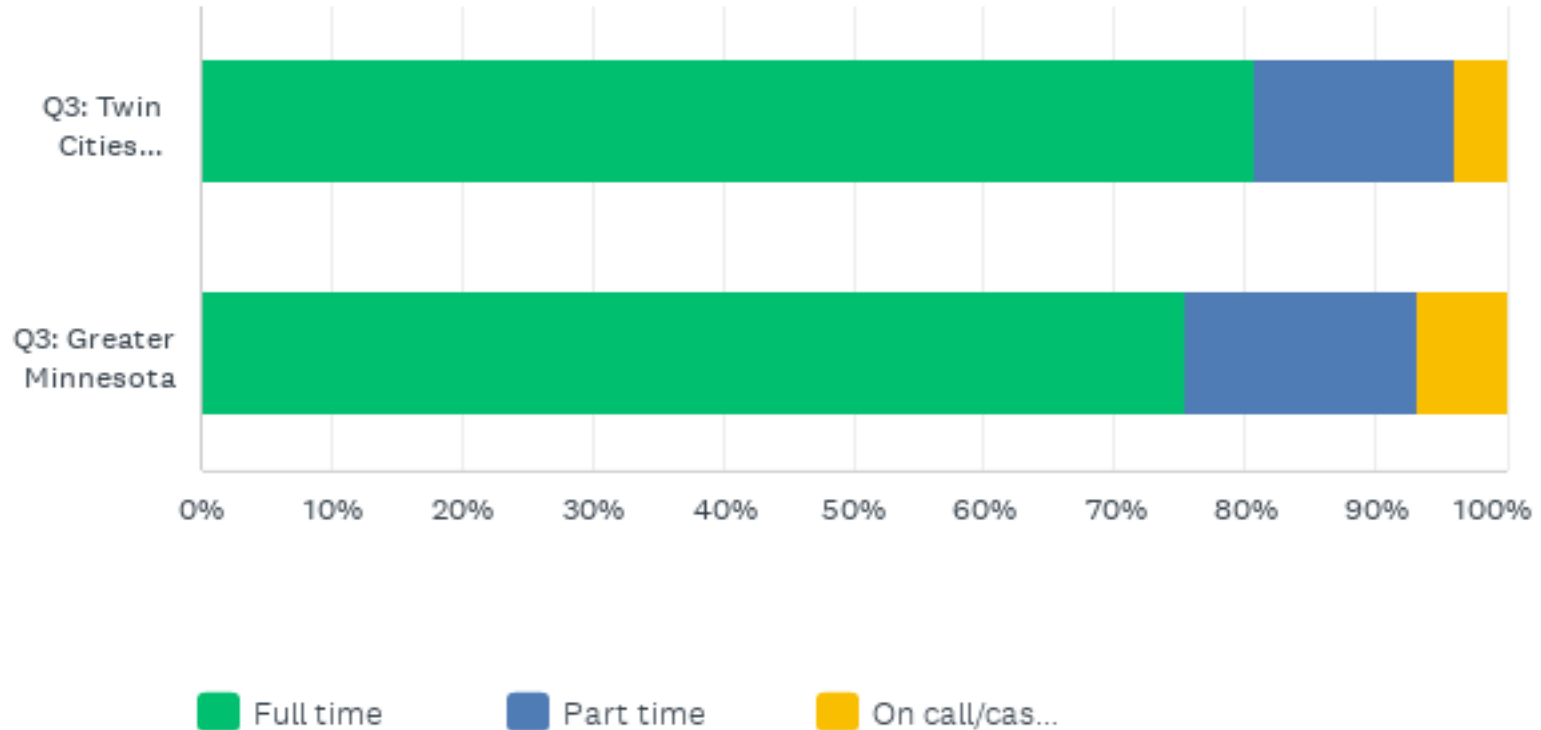
## Q4: What is your base hourly wage at this nursing facility?

Answered: 71 Skipped: 3

	LESS THAN \$10 AN HOUR	\$10-\$14.99 AN HOUR	\$15-\$19.99 AN HOUR	\$20-\$24.99 AN HOUR	\$25-\$29.99 AN HOUR	\$30 AN HOUR OR MORE	TOTAL
Q3: Twin Cities seven-county metro area	0.00% 0	3.85% 1	23.08% 6	53.85% 14	7.69% 2	11.54% 3	36.62% 26
Q3: Greater Minnesota	0.00% 0	2.22% 1	44.44% 20	31.11% 14	4.44% 2	17.78% 8	63.38% 45
Total Respondents	0	2	26	28	4	11	71

# Q5: Does your employer consider you a full-time, a part-time or an on call/casual employee?

Answered: 71 Skipped: 3



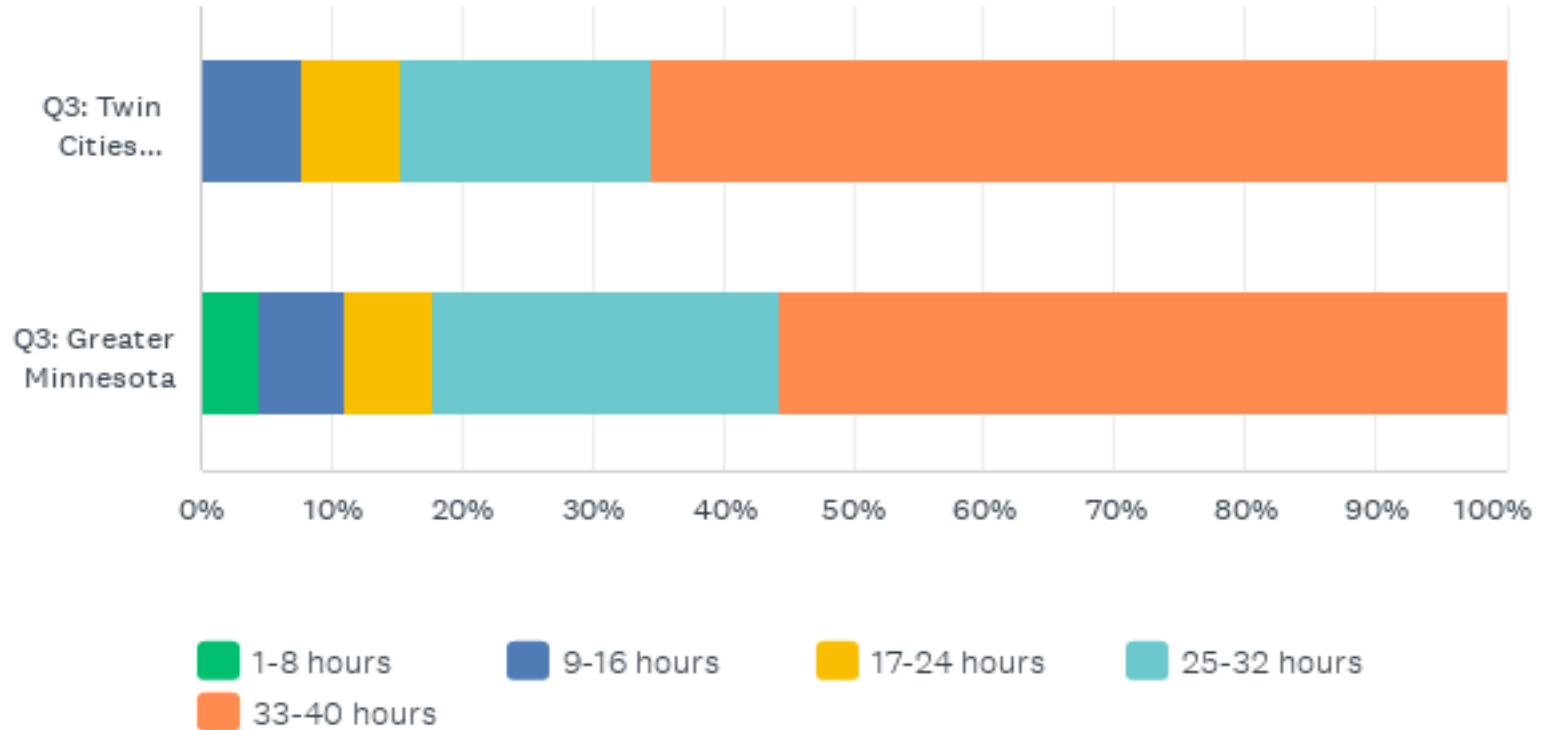
## Q5: Does your employer consider you a full-time, a part-time or an on call/casual employee?

Answered: 71 Skipped: 3

	FULL TIME	PART TIME	ON CALL/CASUAL	TOTAL
Q3: Twin Cities seven-county metro area	80.77% 21	15.38% 4	3.85% 1	36.62% 26
Q3: Greater Minnesota	75.56% 34	17.78% 8	6.67% 3	63.38% 45
Total Respondents	55	12	4	71

# Q6: How many hours do you work in a typical week at this nursing facility not including overtime?

Answered: 71 Skipped: 3



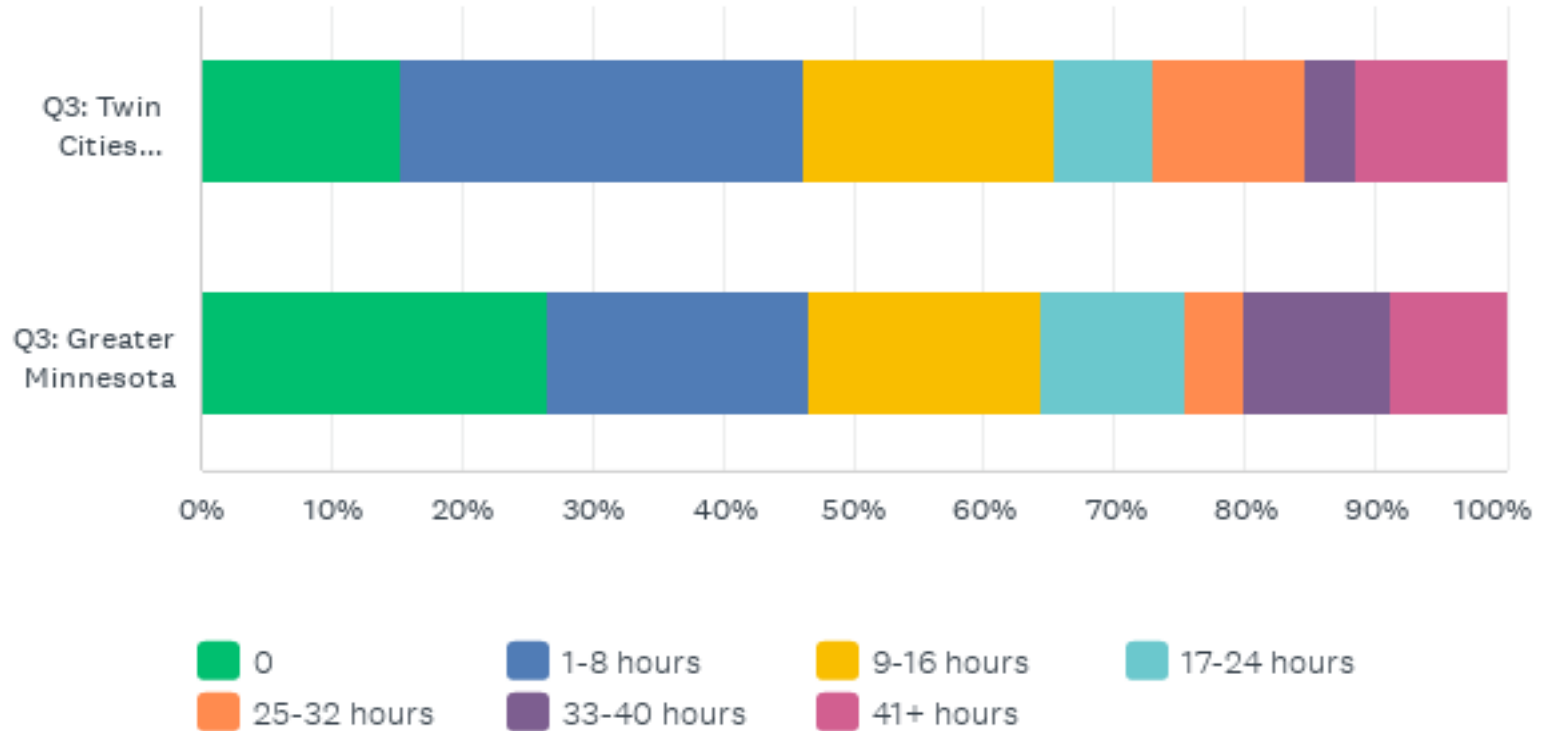
## Q6: How many hours do you work in a typical week at this nursing facility not including overtime?

Answered: 71 Skipped: 3

	1-8 HOURS	9-16 HOURS	17-24 HOURS	25-32 HOURS	33-40 HOURS	TOTAL
Q3: Twin Cities seven-county metro area	0.00% 0	7.69% 2	7.69% 2	19.23% 5	65.38% 17	36.62% 26
Q3: Greater Minnesota	4.44% 2	6.67% 3	6.67% 3	26.67% 12	55.56% 25	63.38% 45
Total Respondents	2	5	5	17	42	71

# Q7: In the previous month, estimate how many hours of paid overtime you worked at this nursing facility:

Answered: 71 Skipped: 3



# Q7: In the previous month, estimate how many hours of paid overtime you worked at this nursing facility:

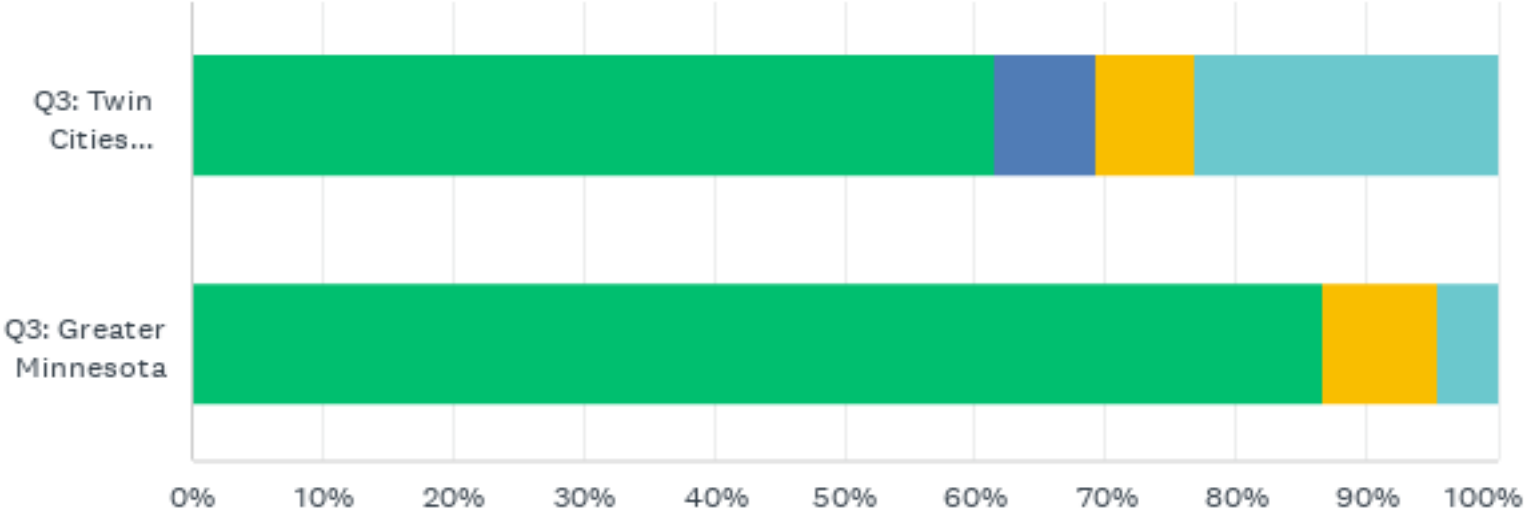
Answered: 71 Skipped: 3

	0	1-8 HOURS	9-16 HOURS	17-24 HOURS	25-32 HOURS	33-40 HOURS	41+ HOURS	TOTAL
Q3: Twin Cities seven-county metro area	15.38% 4	30.77% 8	19.23% 5	7.69% 2	11.54% 3	3.85% 1	11.54% 3	36.62% 26
Q3: Greater Minnesota	26.67% 12	20.00% 9	17.78% 8	11.11% 5	4.44% 2	11.11% 5	8.89% 4	63.38% 45
Total Respondents	16	17	13	7	5	6	7	71



# Q8: Do you have a second job?

Answered: 71 Skipped: 3



■ No, this is ...   ■ Yes, I work ...   ■ Yes, I work ...   ■ Yes, I work i...

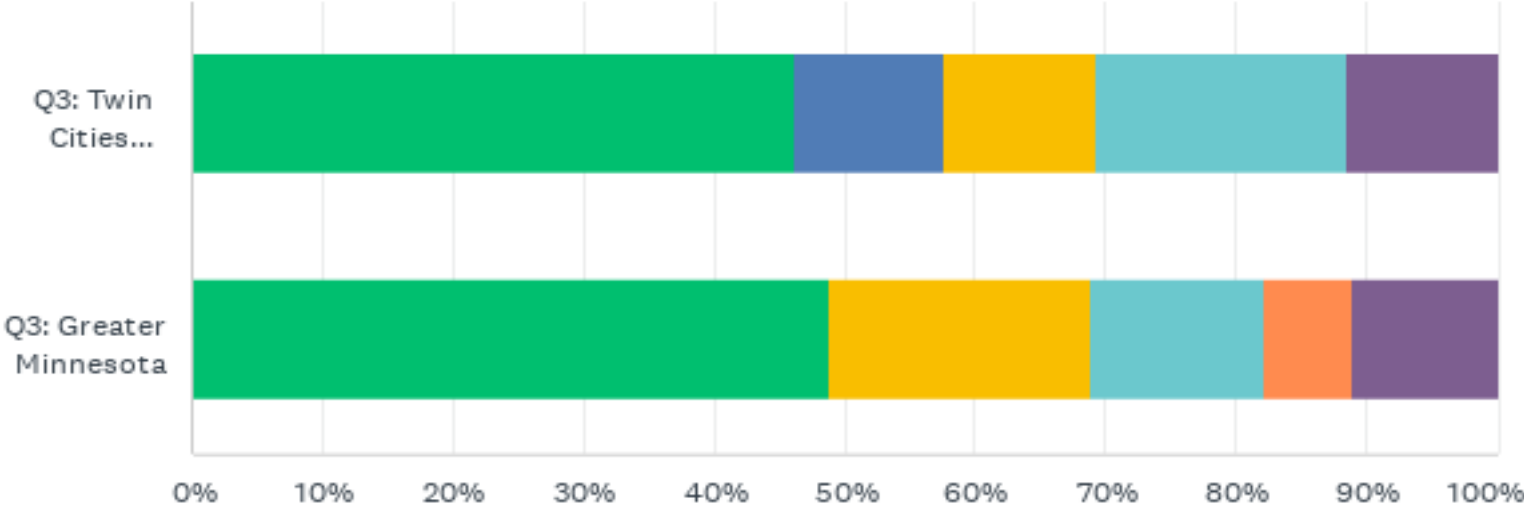
## Q8: Do you have a second job?

Answered: 71 Skipped: 3

	NO, THIS IS MY ONLY PAID JOB	YES, I WORK AT MORE THAN ONE LONG-TERM-CARE FACILITY	YES, I WORK AT ANOTHER HEALTH CARE FACILITY	YES, I WORK IN AN UNRELATED FIELD (SPECIFY)	TOTAL
Q3: Twin Cities seven-county metro area	61.54% 16	7.69% 2	7.69% 2	23.08% 6	36.62% 26
Q3: Greater Minnesota	86.67% 39	0.00% 0	8.89% 4	4.44% 2	63.38% 45
Total Respondents	55	2	6	8	71

# Q9: Do you have health insurance?

Answered: 71 Skipped: 3



Legend:   
Green: Yes, through...   
Blue: Yes, through...   
Yellow: Yes, through...   
Cyan: Yes, through...   
Orange: Yes, through...   
Purple: No

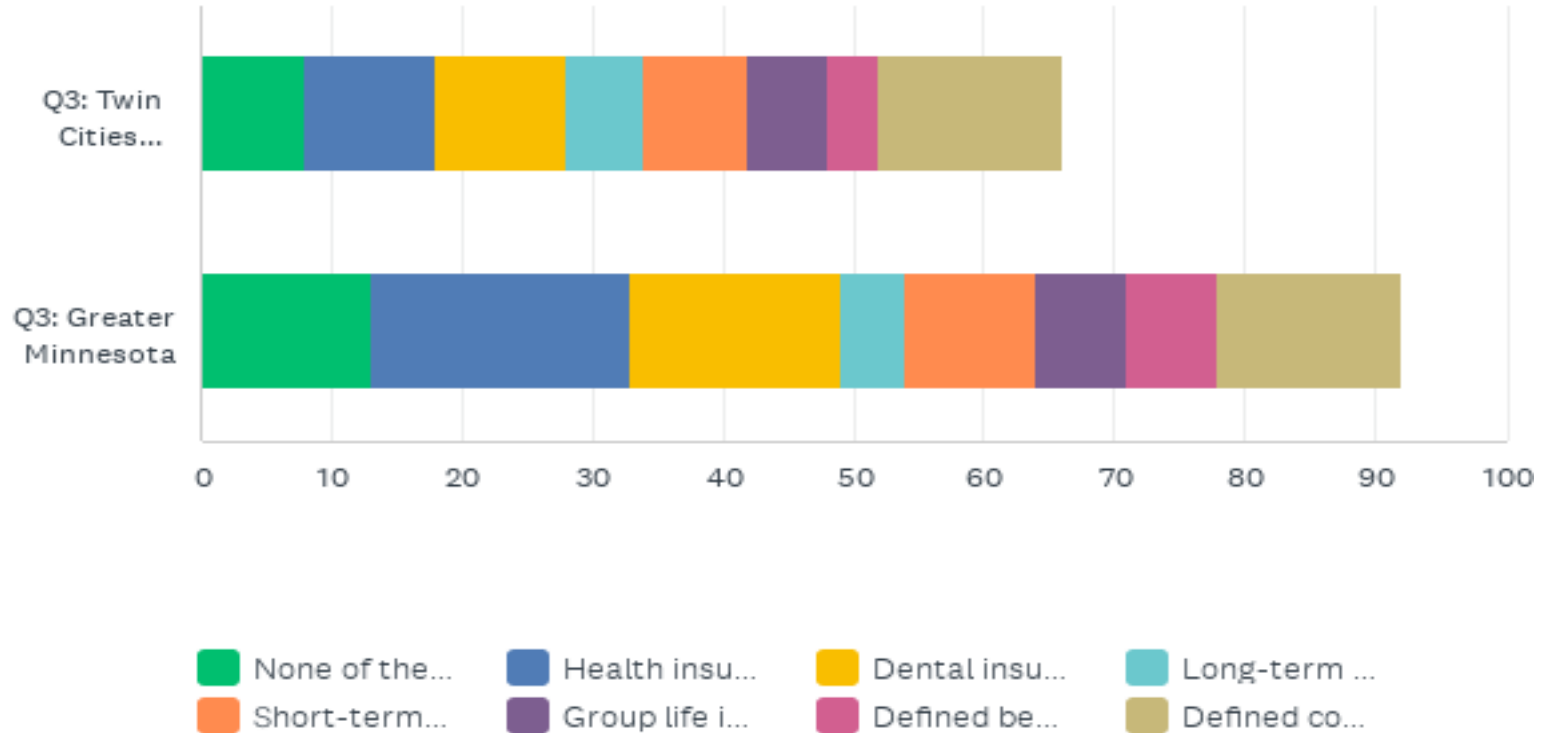
## Q9: Do you have health insurance?

Answered: 71 Skipped: 3

	YES, THROUGH MY NURSING FACILITY EMPLOYER	YES, THROUGH ANOTHER EMPLOYER	YES, THROUGH MY PARTNER, SPOUSE OR PARENT	YES, THROUGH MEDICAID OR MNSURE	YES, THROUGH MEDICARE OR VETERANS AFFAIRS	NO	TOTAL
Q3: Twin Cities seven- county metro area	46.15% 12	11.54% 3	11.54% 3	19.23% 5	0.00% 0	11.54% 3	36.62% 26
Q3: Greater Minnesota	48.89% 22	0.00% 0	20.00% 9	13.33% 6	6.67% 3	11.11% 5	63.38% 45
Total Respondents	34	3	12	11	3	8	71

# Q10: Are you enrolled in the following benefits by your nursing facility employer? (Select all that apply.)

Answered: 71 Skipped: 3



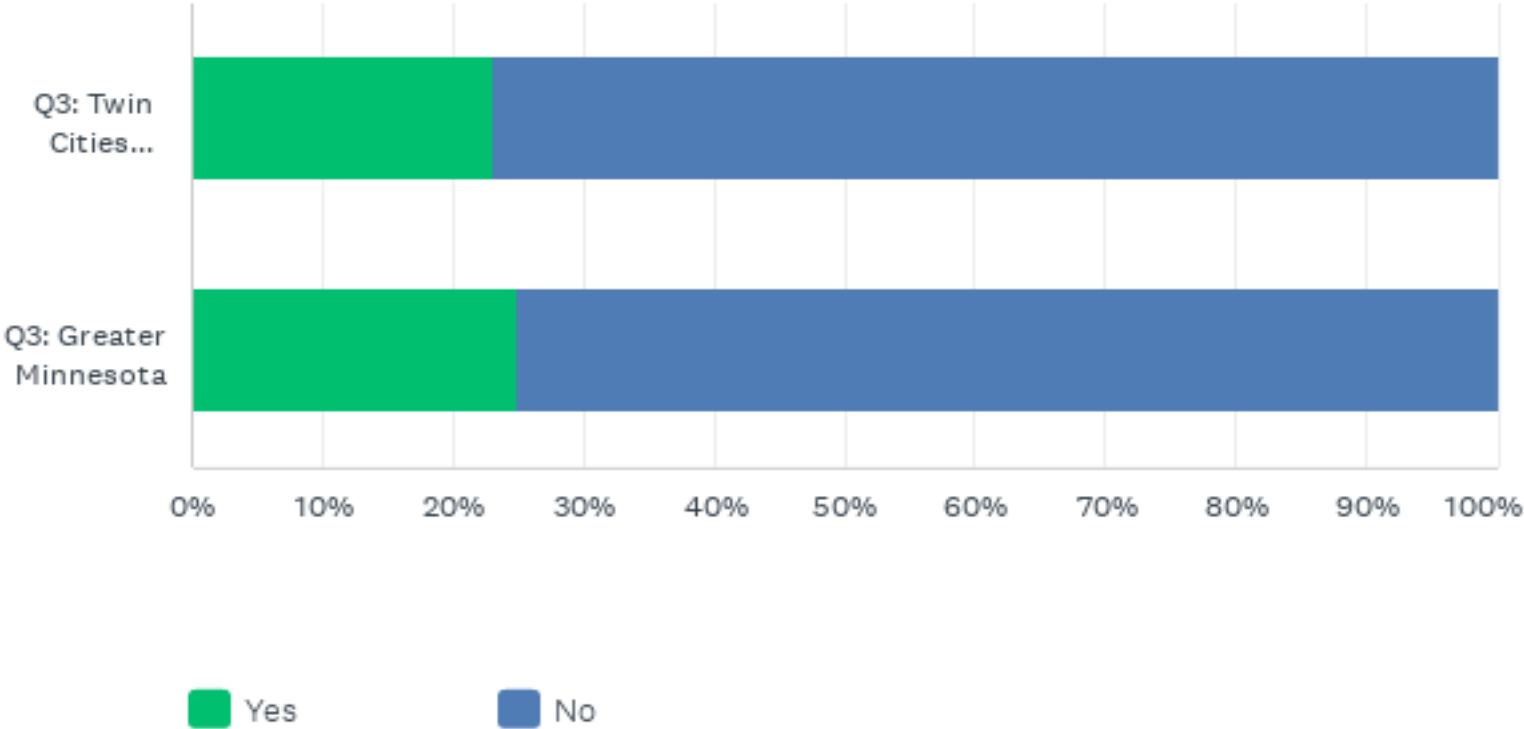
# Q10: Are you enrolled in the following benefits by your nursing facility employer? (Select all that apply.)

Answered: 71 Skipped: 3

	NONE OF THE ABOVE	HEALTH INSURANCE OR HEALTH MAINTENANCE ORGANIZATION, INCLUDING HIGH-DEDUCTIBLE HEALTH PLANS, SUCH AS HSAS AND HRAS	DENTAL INSURANCE OR DENTAL MAINTENANCE ORGANIZATION	LONG-TERM DISABILITY INSURANCE	SHORT-TERM DISABILITY INSURANCE	GROUP LIFE INSURANCE	DEFINED BENEFIT PENSION PLAN TO WHICH THE EMPLOYER MAKES A CONTRIBUTION (EMPLOYEE MAY OR MAY NOT CONTRIBUTE AS WELL)	DEFINED CONTRIBUTION PENSION PLAN TO WHICH THE EMPLOYEE MAKES A CONTRIBUTION, SUCH AS A 401(K) OR 403(B) PLAN	TOTAL
Q3: Twin Cities seven-county metro area	30.77% 8	38.46% 10	38.46% 10	23.08% 6	30.77% 8	23.08% 6	15.38% 4	53.85% 14	92.9
Q3: Greater Minnesota	28.89% 13	44.44% 20	35.56% 16	11.11% 5	22.22% 10	15.56% 7	15.56% 7	31.11% 14	129.5
Total Respondents	21	30	26	11	18	13	11	28	

# Q11: Do you have children who need care while you work?

Answered: 70 Skipped: 4



# Q11: Do you have children who need care while you work?

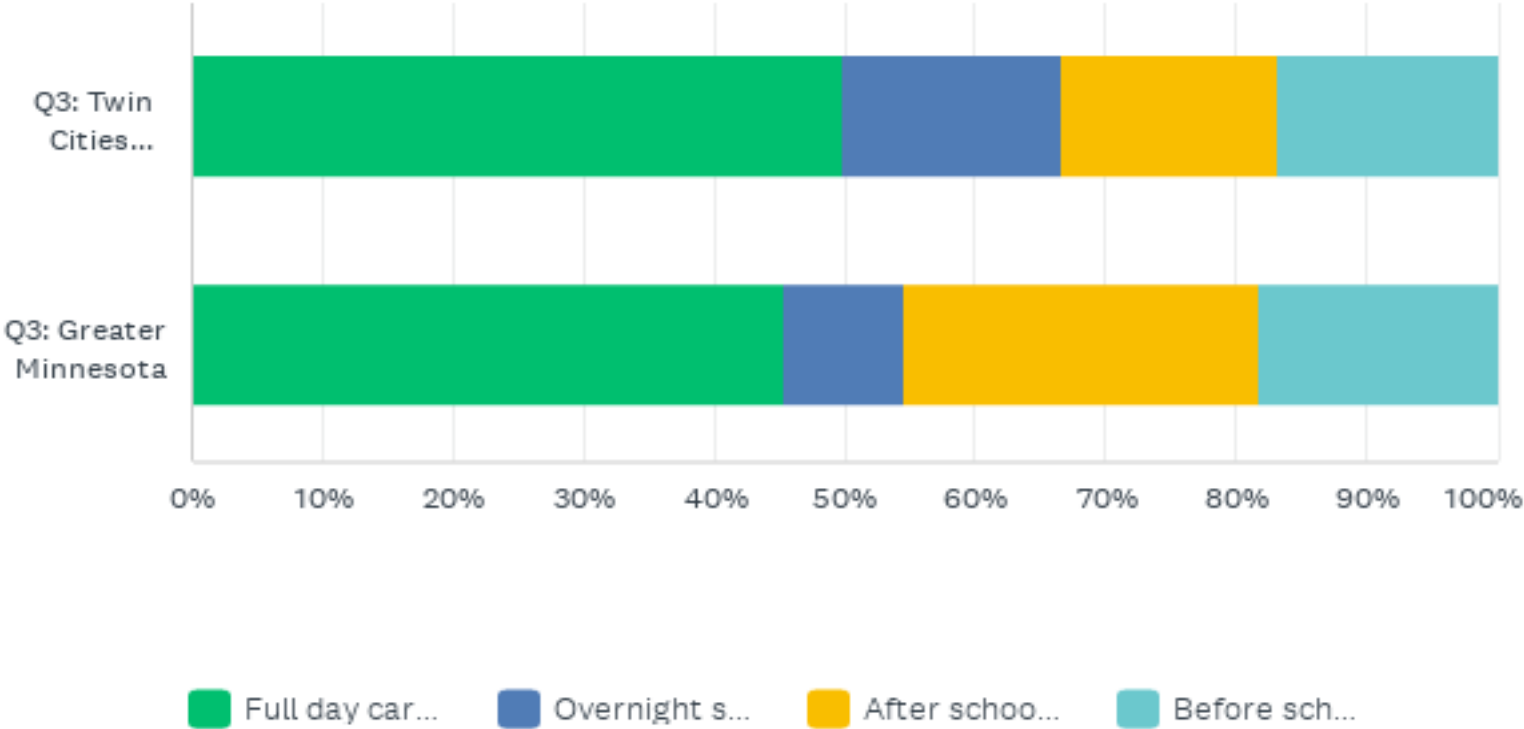
Answered: 70 Skipped: 4

	YES	NO	TOTAL
Q3: Twin Cities seven-county metro area	23.08% 6	76.92% 20	37.14% 26
Q3: Greater Minnesota	25.00% 11	75.00% 33	62.86% 44
Total Respondents	17	53	70



# Q12: What kind of care do your children need?

Answered: 17 Skipped: 57



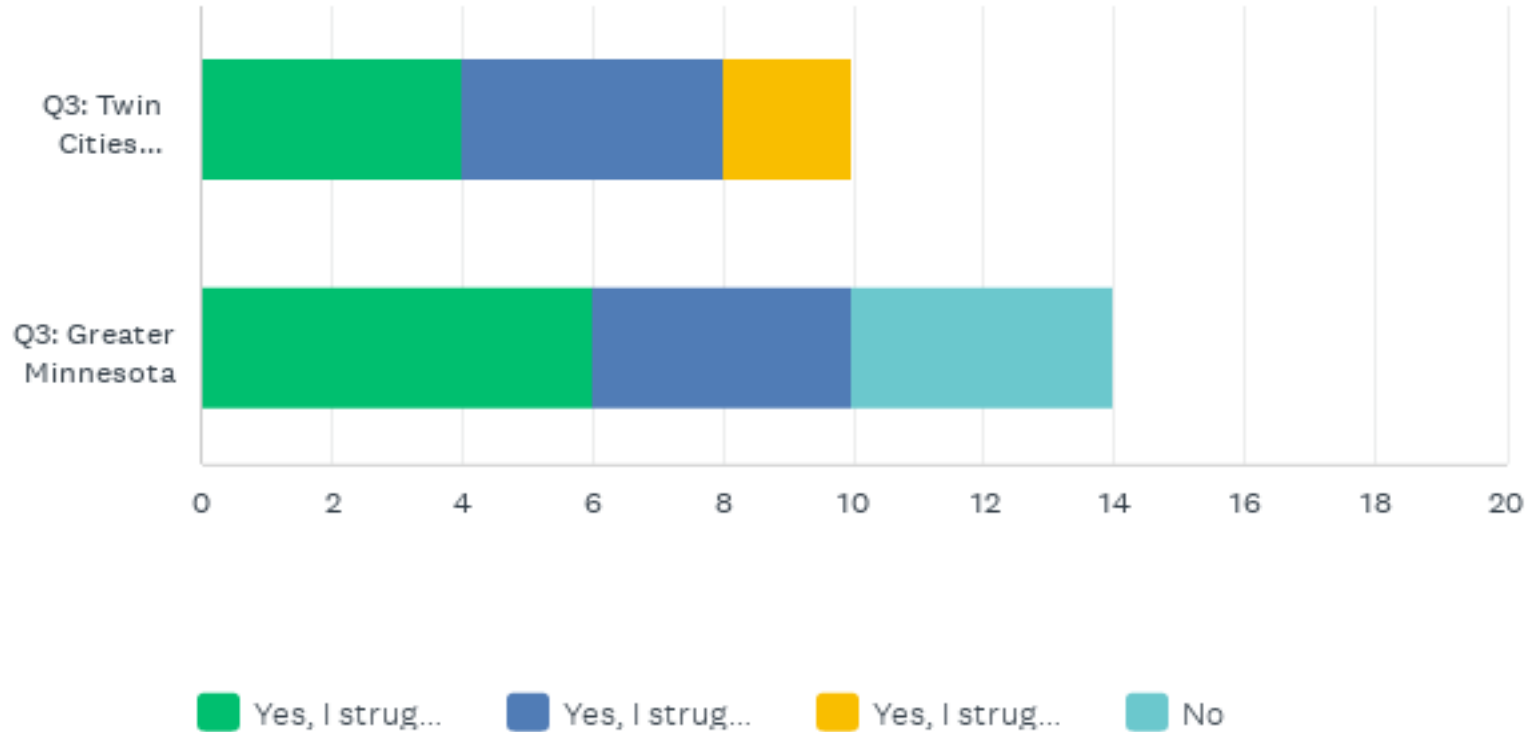
## Q12: What kind of care do your children need?

Answered: 17 Skipped: 57

	FULL DAY CARE (APPROXIMATELY 7 A.M.-6 P.M.)	OVERNIGHT SHIFT CARE	AFTER SCHOOL CARE	BEFORE SCHOOL CARE	TOTAL
Q3: Twin Cities seven-county metro area	50.00% 3	16.67% 1	16.67% 1	16.67% 1	35.29% 6
Q3: Greater Minnesota	45.45% 5	9.09% 1	27.27% 3	18.18% 2	64.71% 11
Total Respondents	8	2	4	3	17

# Q13: Do you struggle to find and pay for that childcare? (Select all that apply.)

Answered: 17 Skipped: 57



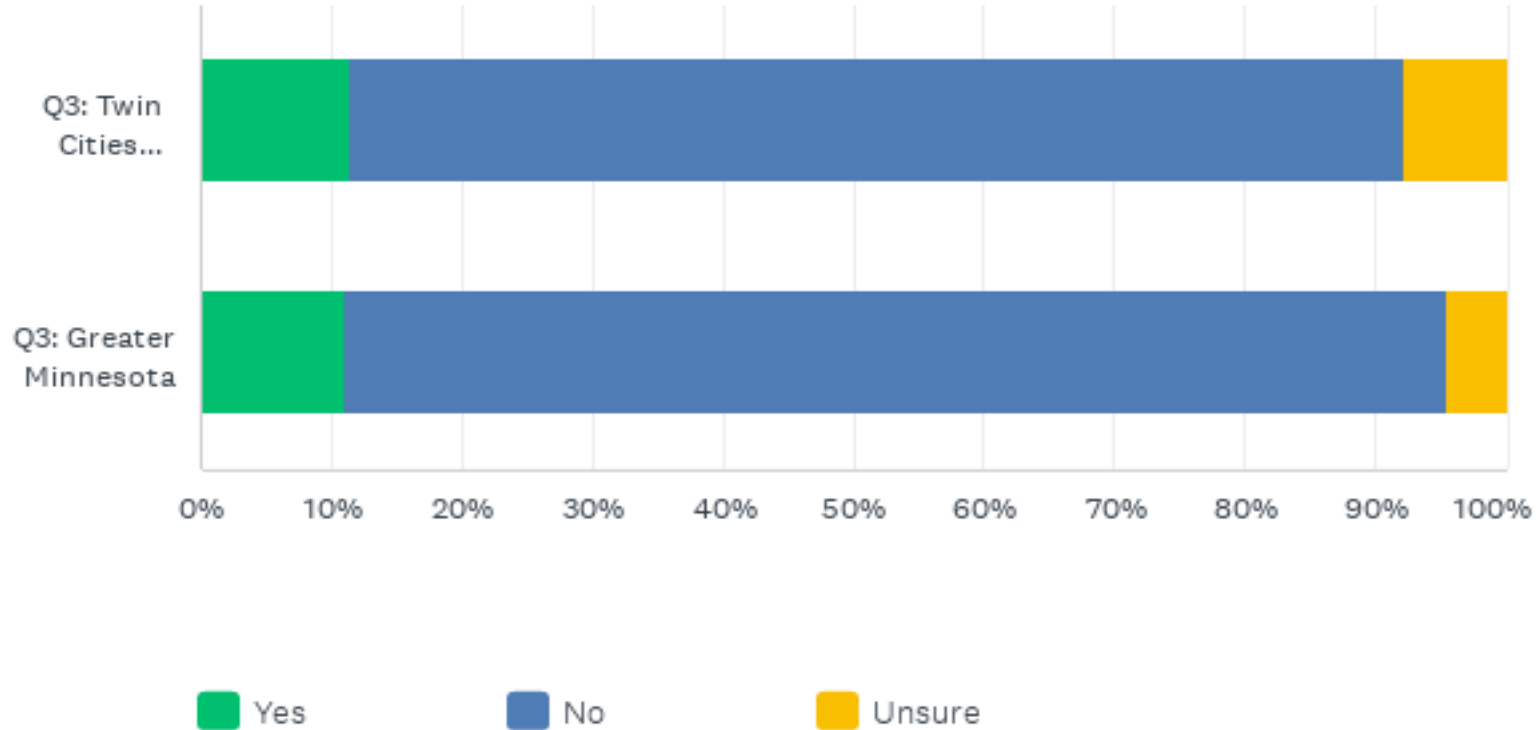
# Q13: Do you struggle to find and pay for that childcare? (Select all that apply.)

Answered: 17 Skipped: 57

	YES, I STRUGGLE TO AFFORD CHILDCARE (AFFORDABILITY)	YES, I STRUGGLE TO FIND CHILDCARE (AVAILABILITY)	YES, I STRUGGLE TO TRANSPORT CHILDREN TO CHILDCARE	NO	TOTAL
Q3: Twin Cities seven-county metro area	66.67% 4	66.67% 4	33.33% 2	0.00% 0	58.82% 10
Q3: Greater Minnesota	54.55% 6	36.36% 4	0.00% 0	36.36% 4	82.35% 14
Total Respondents	10	8	2	4	17

# you to exceed an income cap on public benefits like SNAP, childcare assistance, housing support/section 8 voucher, etc.?

Answered: 71 Skipped: 3



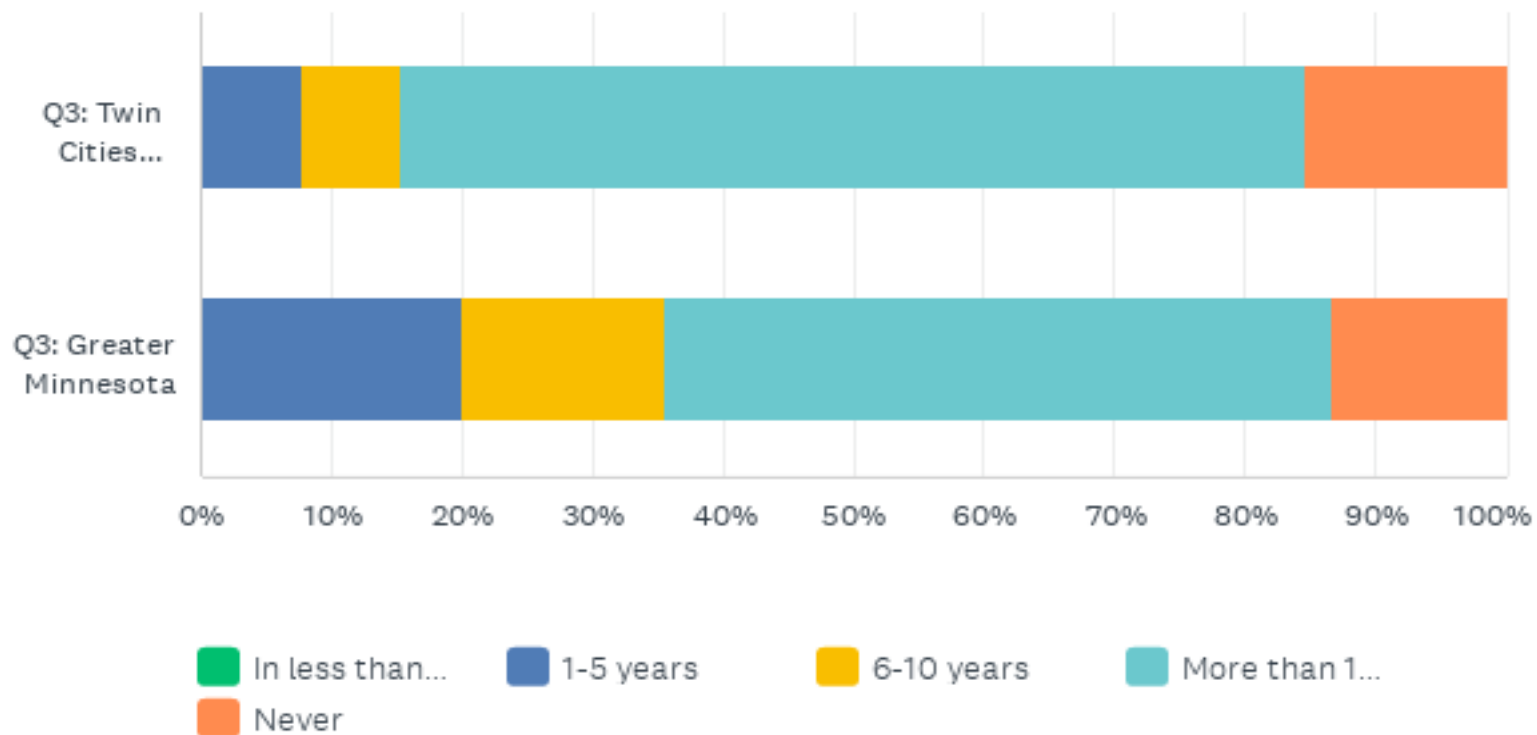
# you to exceed an income cap on public benefits like SNAP, childcare assistance, housing support/section 8 voucher, etc.?

Answered: 71 Skipped: 3

	YES	NO	UNSURE	TOTAL
Q3: Twin Cities seven-county metro area	11.54% 3	80.77% 21	7.69% 2	36.62% 26
Q3: Greater Minnesota	11.11% 5	84.44% 38	4.44% 2	63.38% 45
Total Respondents	8	59	4	71

## Q15: When do you plan on retiring?

Answered: 71 Skipped: 3



## Q15: When do you plan on retiring?

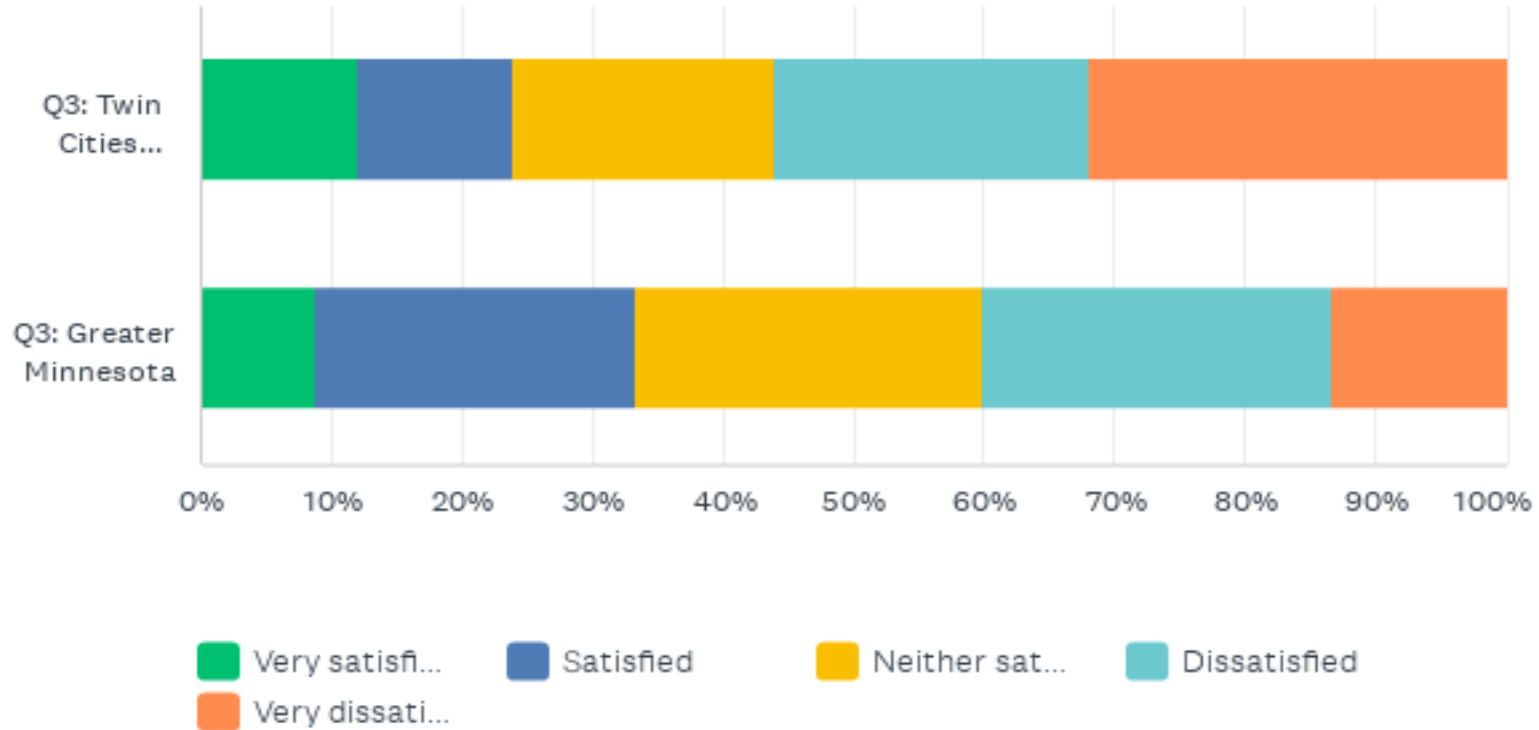
Answered: 71 Skipped: 3

	IN LESS THAN A YEAR	1-5 YEARS	6-10 YEARS	MORE THAN 10 YEARS	NEVER	TOTAL
Q3: Twin Cities seven-county metro area	0.00% 0	7.69% 2	7.69% 2	69.23% 18	15.38% 4	36.62% 26
Q3: Greater Minnesota	0.00% 0	20.00% 9	15.56% 7	51.11% 23	13.33% 6	63.38% 45
Total Respondents	0	11	9	41	10	71



# Q16: How satisfied are you with the working conditions at your current job?

Answered: 70 Skipped: 4



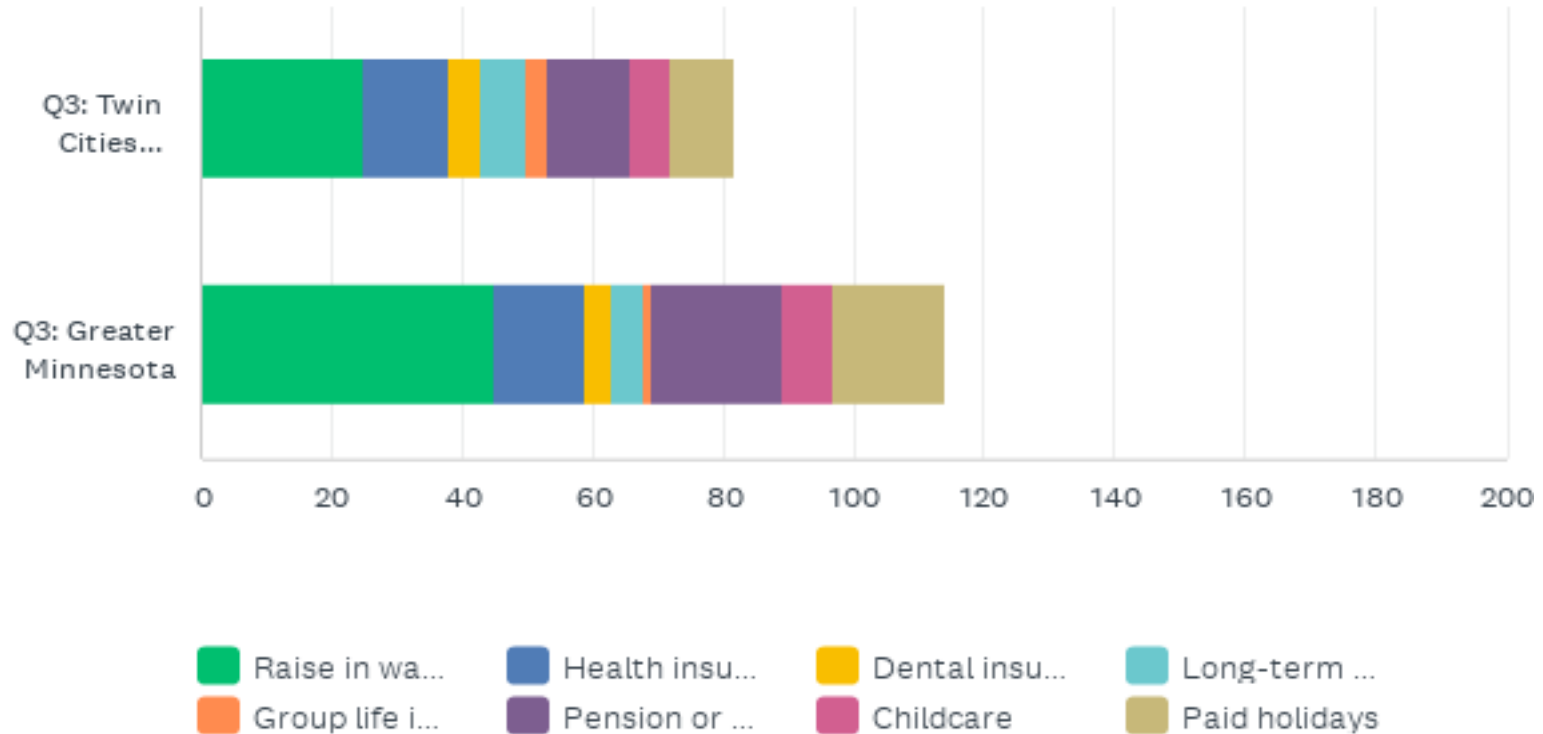
# Q16: How satisfied are you with the working conditions at your current job?

Answered: 70 Skipped: 4

	VERY SATISFIED	SATISFIED	NEITHER SATISFIED NOR DISSATISFIED	DISSATISFIED	VERY DISSATISFIED	TOTAL
Q3: Twin Cities seven-county metro area	12.00% 3	12.00% 3	20.00% 5	24.00% 6	32.00% 8	35.71% 25
Q3: Greater Minnesota	8.89% 4	24.44% 11	26.67% 12	26.67% 12	13.33% 6	64.29% 45
Total Respondents	7	14	17	18	14	70

# Q17: If there were additional funds for compensation and benefits, what would be your top three choices for that funding to go toward?

Answered: 70 Skipped: 4



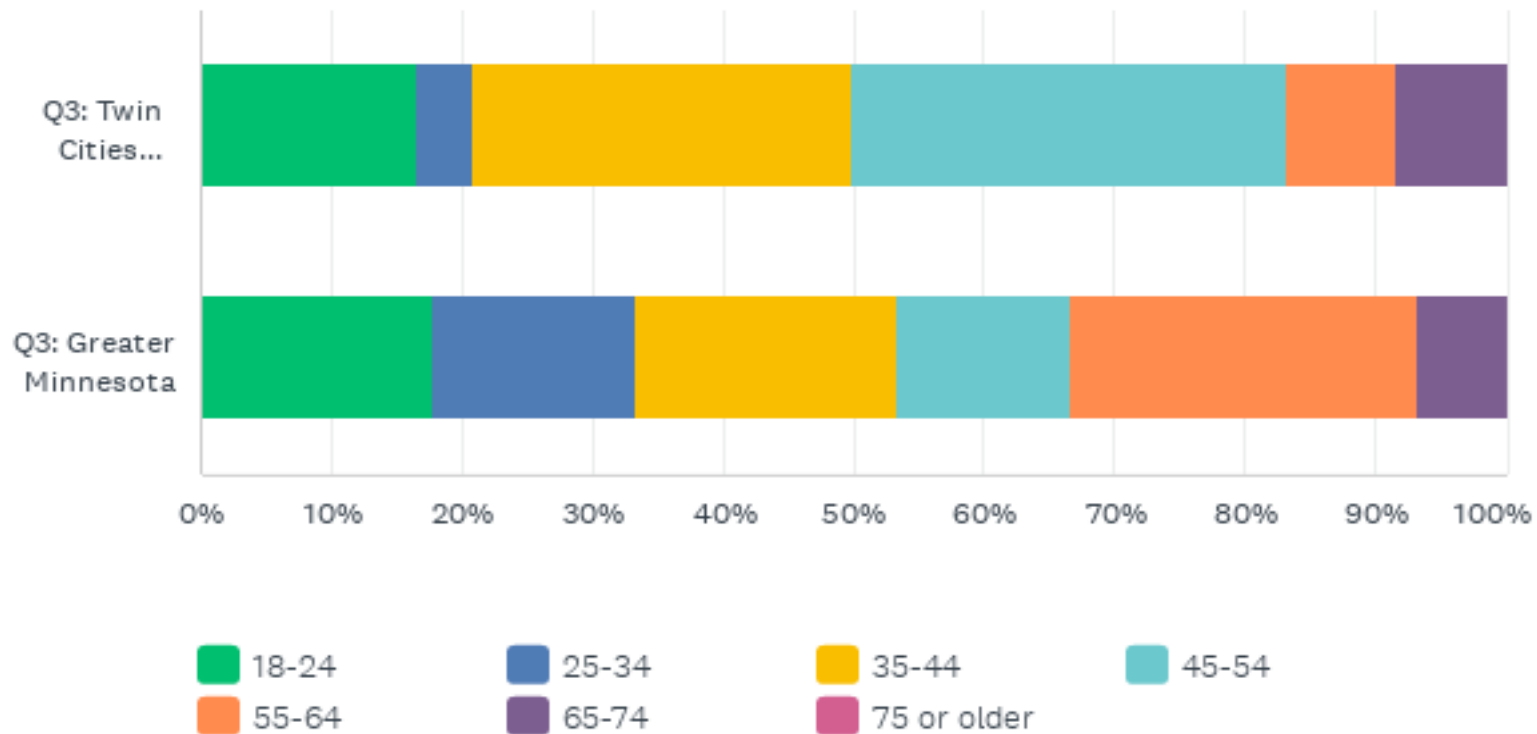
# Q17: If there were additional funds for compensation and benefits, what would be your top three choices for that funding to go toward?

Answered: 70 Skipped: 4

	RAISE IN WAGES	HEALTH INSURANCE	DENTAL INSURANCE	LONG-TERM OR SHORT-TERM DISABILITY INSURANCE	GROUP LIFE INSURANCE	PENSION OR OTHER RETIREMENT PLAN	CHILDCARE	PAID HOLIDAYS	TOTAL
Q3: Twin Cities seven-county metro area	100.00% 25	52.00% 13	20.00% 5	28.00% 7	12.00% 3	52.00% 13	24.00% 6	40.00% 10	117.14% 82
Q3: Greater Minnesota	100.00% 45	31.11% 14	8.89% 4	11.11% 5	2.22% 1	44.44% 20	17.78% 8	37.78% 17	162.86% 114
Total Respondents	70	27	9	12	4	33	14	27	70

## Q18: What is your age?

Answered: 69 Skipped: 5



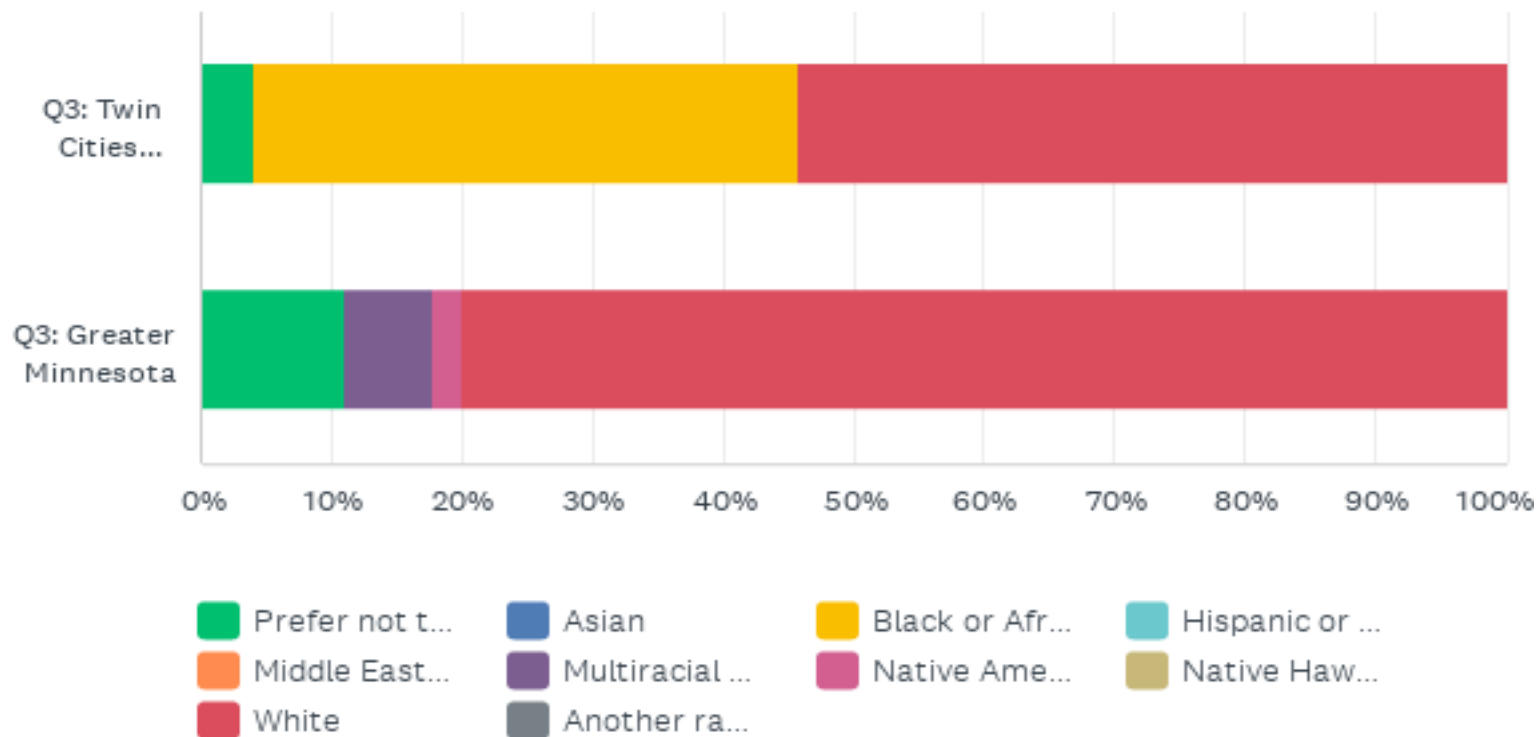
## Q18: What is your age?

Answered: 69 Skipped: 5

	18-24	25-34	35-44	45-54	55-64	65-74	75 OR OLDER	TOTAL
Q3: Twin Cities seven-county metro area	16.67% 4	4.17% 1	29.17% 7	33.33% 8	8.33% 2	8.33% 2	0.00% 0	34.78% 24
Q3: Greater Minnesota	17.78% 8	15.56% 7	20.00% 9	13.33% 6	26.67% 12	6.67% 3	0.00% 0	65.22% 45
Total Respondents	12	8	16	14	14	5	0	69

# Q19: What is your race or ethnicity?

Answered: 69 Skipped: 5



# Q19: What is your race or ethnicity?

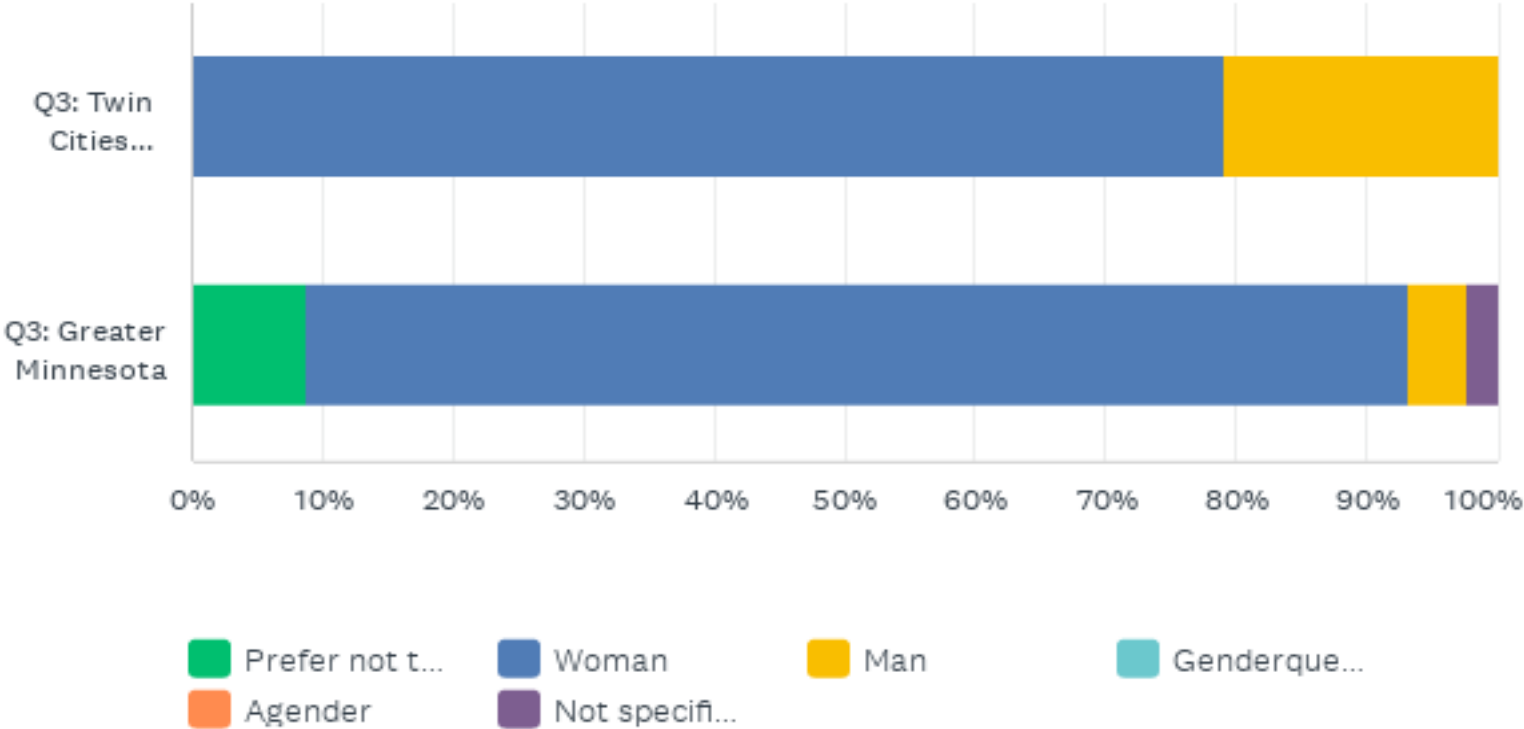
Answered: 69 Skipped: 5

	PREFER NOT TO ANSWER	ASIAN	BLACK OR AFRICAN AMERICAN	HISPANIC OR LATINO	MIDDLE EASTERN OR NORTH AFRICAN	MULTIRACIAL OR MULTIETHNIC	NATIVE AMERICAN OR ALASKA NATIVE	NATIVE HAWAIIAN OR OTHER PACIFIC ISLANDER	WHITE	ANOTHER RACE OR ETHNICITY (DESCRIBE BELOW)	TOTAL
Q3: Twin Cities seven-county metro area	4.17% 1	0.00% 0	41.67% 10	0.00% 0	0.00% 0	0.00% 0	0.00% 0	0.00% 0	54.17% 13	0.00% 0	34.78% 2
Q3: Greater Minnesota	11.11% 5	0.00% 0	0.00% 0	0.00% 0	0.00% 0	6.67% 3	2.22% 1	0.00% 0	80.00% 36	0.00% 0	65.22% 4
Total Respondents	6	0	10	0	0	3	1	0	49	0	6



# Q20: What is your gender identity?

Answered: 69 Skipped: 5



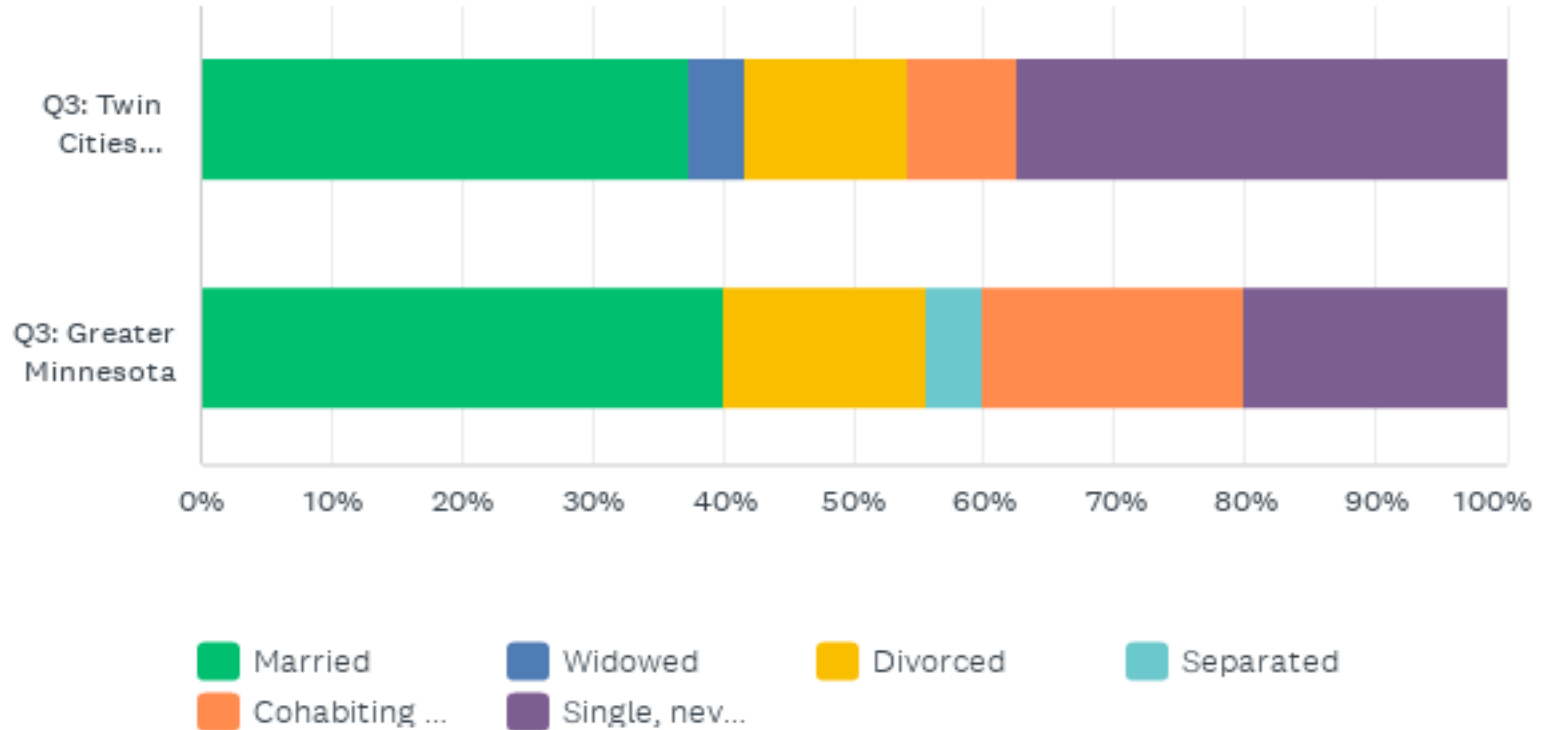
## Q20: What is your gender identity?

Answered: 69 Skipped: 5

	PREFER NOT TO ANSWER	WOMAN	MAN	GENDERQUEER OR NON-BINARY	AGENDER	NOT SPECIFIED ABOVE (SPECIFY)	TOTAL
Q3: Twin Cities seven-county metro area	0.00% 0	79.17% 19	20.83% 5	0.00% 0	0.00% 0	0.00% 0	34.78% 24
Q3: Greater Minnesota	8.89% 4	84.44% 38	4.44% 2	0.00% 0	0.00% 0	2.22% 1	65.22% 45
Total Respondents	4	57	7	0	0	1	69

# Q21: Which of the following best describes your current relationship status?

Answered: 69 Skipped: 5



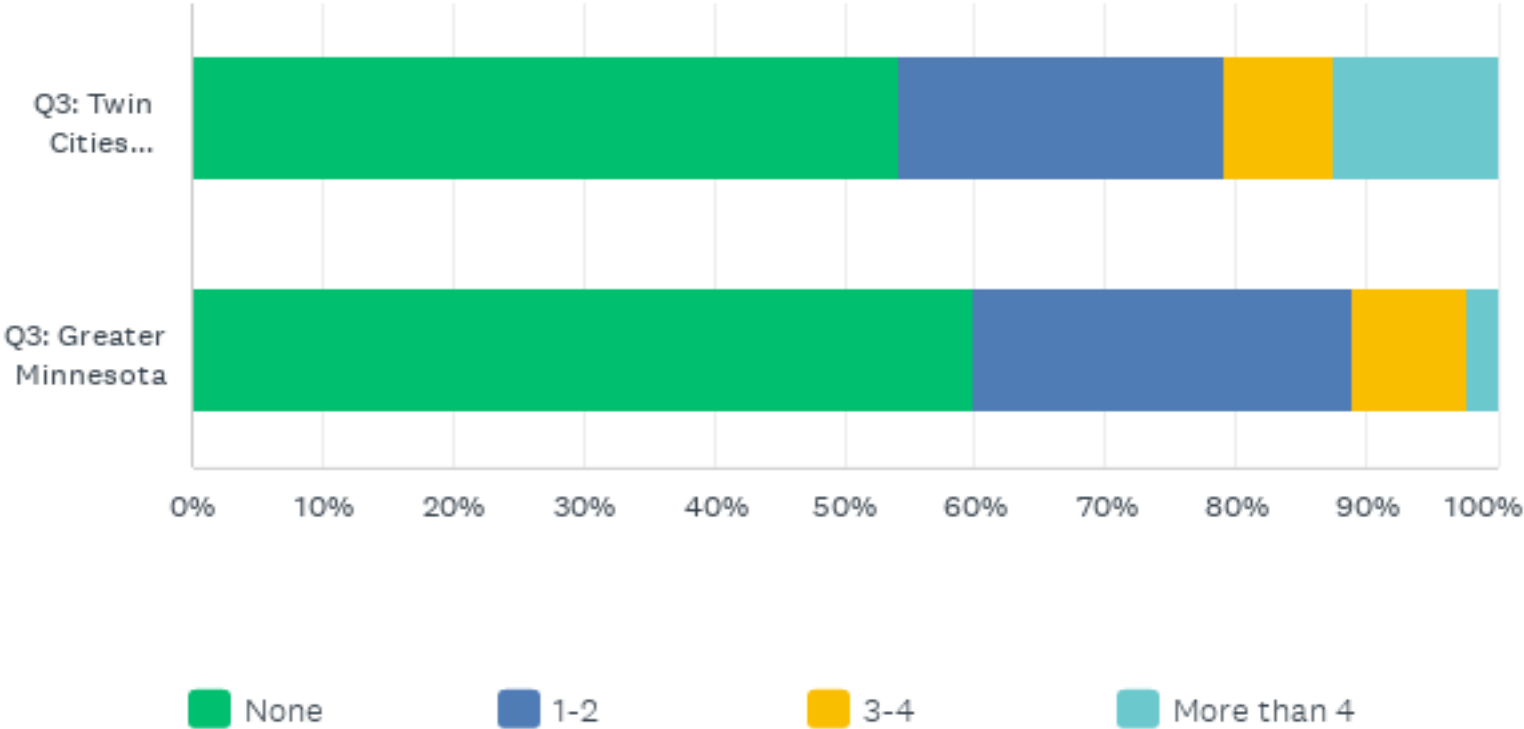
## Q21: Which of the following best describes your current relationship status?

Answered: 69 Skipped: 5

	MARRIED	WIDOWED	DIVORCED	SEPARATED	COHABITING WITH A SIGNIFICANT OTHER OR IN A DOMESTIC PARTNERSHIP	SINGLE, NEVER MARRIED	TOTAL
Q3: Twin Cities seven-county metro area	37.50% 9	4.17% 1	12.50% 3	0.00% 0	8.33% 2	37.50% 9	34.78% 24
Q3: Greater Minnesota	40.00% 18	0.00% 0	15.56% 7	4.44% 2	20.00% 9	20.00% 9	65.22% 45
Total Respondents	27	1	10	2	11	18	69

# Q22: How many dependents do you have living with you?

Answered: 69 Skipped: 5



## Q22: How many dependents do you have living with you?

Answered: 69 Skipped: 5

	NONE	1-2	3-4	MORE THAN 4	TOTAL
Q3: Twin Cities seven-county metro area	54.17% 13	25.00% 6	8.33% 2	12.50% 3	34.78% 24
Q3: Greater Minnesota	60.00% 27	28.89% 13	8.89% 4	2.22% 1	65.22% 45
Total Respondents	40	19	6	4	69