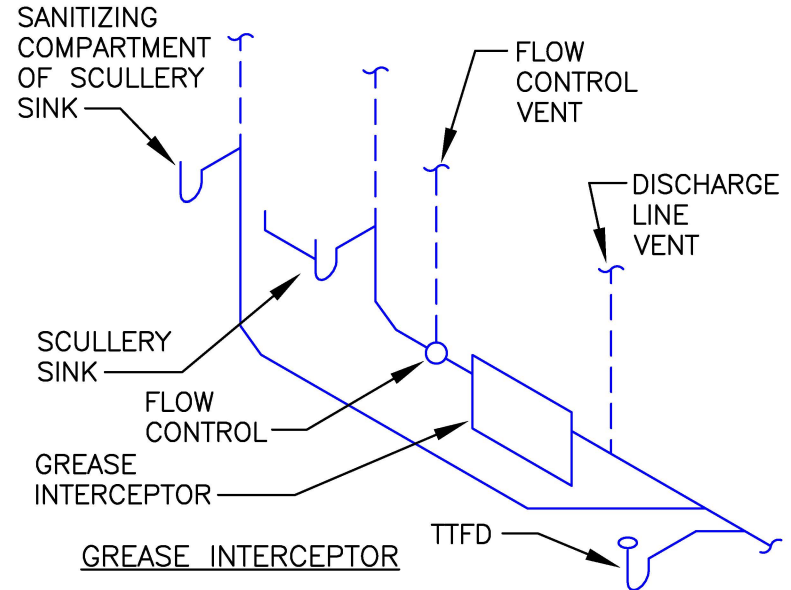
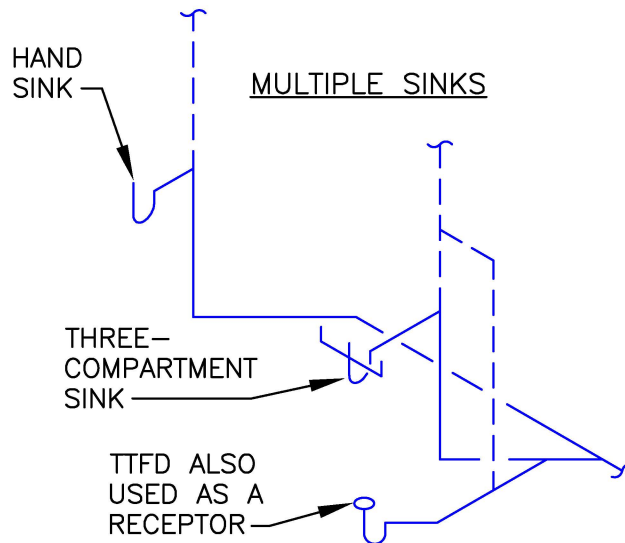
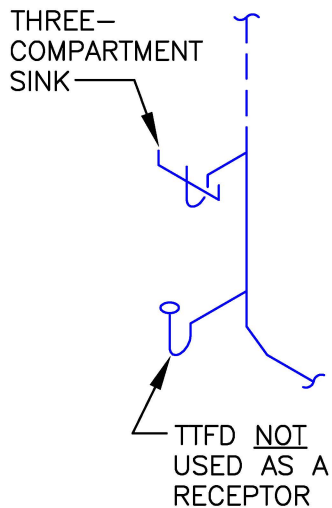


SINGLE SINK INSTALLATIONS



NOTES:

- POT SINKS, SCULLERY SINKS, COMMERCIAL KITCHEN SINKS, BEVERAGE SERVICE SINKS, DISHWASHING SINKS, AND SILVERWARE SINKS MUST BE DIRECTLY CONNECTED TO THE DRAINAGE SYSTEM. A FLOOR DRAIN WITHOUT BACKWATER VALVE MUST BE PLACED ADJACENT TO THE FIXTURE. THE FLOOR DRAIN MUST BE INSTALLED ON THE INDIVIDUAL DRAINAGE BRANCH OF THE SINK THAT IS BEING PROTECTED.
- TELL-TALE FLOOR DRAIN (TTFD) = FLOOR DRAIN WITHOUT BACKWATER VALVE